



SHRIVER
CENTER

Sargent Shriver National Center on Poverty Law

STATE OF
POVERTY
CAMPAIGN

POVERTY SCORECARD 2007

RATING MEMBERS OF CONGRESS

Contents

Introduction	3
Advisory Group Members	4
Shriver Center Project Staff	4
Methodology	5
Summaries of Bills Voted on in the Senate and House	6
Summaries of Bills Voted on in the Senate Only	10
Summaries of Bills Voted on in the House Only	14
How Each Senator Voted	18
How Each Representative Voted	24
Maps Comparing State Poverty Rates and Delegation Ranking	40
Glossary	41

March, 2008

Dear Readers:


Thirty-seven million Americans live in the State of Poverty, the largest state in the nation. We wonder how this can be in a nation of plenty inhabited by a people with almost boundless compassion. So many people, regardless of their political beliefs or affiliation, give generously of their time to feed the hungry, shelter the homeless, and otherwise lift up the less fortunate members of their communities.

We at the Shriver Center believe that individual compassion addresses the effects of poverty but rarely addresses causes, particularly the complex structural causes. The persistence of widespread poverty in our nation can in large part be explained by the failure of our elected representatives in Congress, working with the President, to enact laws and adequately fund programs that would meaningfully address the root causes and most profound effects of poverty. This failure of Congress and the President to do their part contributes to keeping people poor and denies them the opportunity to participate in the American Dream.

The Poverty Scorecard measures how every Member of the U.S. Senate and House of Representatives voted on what we have identified as the most significant poverty-related proposed legislation of 2007.

The causes and effects of poverty are many and varied. Reflecting this reality, we have included bills in a wide range of fields, including affordable housing, budget and tax, civil rights, prisoner reentry, early and higher education, health care, immigrants, labor, and rural poverty. To identify the most significant legislation in the fight to end poverty, we consulted with national experts in twenty different subject areas. All final decisions about what to include in the Poverty Scorecard, however, were ours alone.

We believe that many Americans are concerned enough about poverty to want to evaluate their representatives' performance on these issues. Ultimately we hope that compiling and distributing this Poverty Scorecard will give people the tools they need to make that evaluation. And we hope that knowing that their actions will be evaluated will influence how Members of Congress vote in the future.



President

Advisory Group Members

The Shriver Center is very grateful to the members of our 2007 Poverty Scorecard Advisory Group for their valuable advice on this project. The members of the Advisory Group are listed below by their names and organizational affiliations. All final decisions regarding every aspect of the Scorecard's production were made solely by the Shriver Center, which takes full responsibility for the Scorecard's content.

Catherine Bishop, *Staff Attorney*
National Housing Law Project

Sarah Burd-Sharps, *Co-Director*
American Human Development Report

Julie Clark, *Vice President of Strategic Alliances
& Government Relations*
National Legal Aid and Defender Association

Martha Coven, *Senior Legislative Associate*
Center on Budget and Policy Priorities

Peter Edelman, *Professor of Law*
Georgetown University

Rachel Gragg, *Federal Policy Director*
The Workforce Alliance

Mark Greenberg, *Senior Fellow & Director of the
Poverty & Prosperity Program*
Center for American Progress

Tammy Johnson, *Director of Race and Public Policy Program*
Applied Research Center

Pat Reuss, *Senior Policy Analyst*
National Organization for Women

Steve Savner, *Senior Fellow*
Center for Community Change

Doug Schenkelberg, *Associate Director of Policy*
Heartland Alliance for Human Needs & Human Rights

Dinah Wiley, *Public Benefits Policy Attorney*
National Immigration Law Center

Amy York, *Director of Washington Office*
Jewish Federation of Metropolitan Chicago

Shriver Center Project Staff

Dan Lesser, *Senior Attorney*

Natasha Eziquiel-Shriro, *Public Affairs Associate*

Lizzy Ullman, *Communication Programs Associate*

Joanna VanderWoude, *Media Relations Associate*

Frank Hill, *Attorney*

Methodology

In consultation with our national advisory board and other antipoverty experts, we selected the most significant votes on poverty issues in the U.S. Senate and House in the 2007 calendar year. The votes we selected cover a wide range of subject areas, including affordable housing, budget and tax, civil rights, early and higher education, health care, immigrants, labor, legal services, prisoner reentry, and rural poverty. In some important subject areas such as assets policy, we did not include any votes because we determined that no votes important to fighting poverty occurred in that subject area in 2007.

We scored each member of the Senate based on fourteen selected votes and each member of the House based on fifteen selected votes. If a member did not cast a “yes” or “no” vote on a particular measure—for example, if the member was absent—we did not consider that vote in determining the member’s score. We gave each vote equal weight.

We chose to include fourteen votes in the Senate and fifteen votes in the House so that the scores would be based on a fair sample of votes. For the same reason, we did not score members who did not vote enough times for the score to be a fair assessment of their performance.

We ranked 92 of 100 senators, each of whom voted on at least thirteen of the fourteen votes we selected. The senators who did not vote enough to be scored either were running for president (Joseph Biden, Jr., Sam Brownback, Hillary Clinton, Christopher Dodd, John McCain, Barack Obama), were ill (Tim Johnson), or had filled a seat partway through the year (John Barrasso).

We ranked 424 out of 435 members of the House of Representatives, each of whom voted on at least eleven of the fifteen votes we selected. As for the other eleven House districts, two seats were vacant as of January 1, 2008, and the members in the other districts who did not vote enough to be scored either were running for a different office (Bobby Jindal, Ron Paul), were caring for an ill spouse (Barbara Cubin), or had filled a seat partway through the year (Paul Broun, Robert Latta, Laura Richardson, Niki Tsongas, Robert Wittman). Since the Speaker of the House traditionally does not vote on most measures, Speaker Nancy Pelosi also fell short of enough votes.

We translated our scores into grades using the following scale:

100%	A+
80–99%	A
60–79%	B
40–59%	C
20–39%	D
1–19%	F
0%	F-

Unless otherwise indicated, we used the vote on final passage. Where multiple votes were cast on a bill, we selected the vote that was the most significant in fighting poverty—either the “clean” vote, meaning the vote before extraneous provisions were added or after they were stripped away; the “decisive” vote, meaning the vote that decided whether the bill or amendment would move forward in 2007; or the “compromise” vote, meaning the vote on the version that had the best chance of becoming law. Our reasons for selecting particular votes are further explained in the bill summaries.

We have endeavored to make the ratings in this Scorecard as fair as possible. While we were deciding which votes to use, we did not review the roll call on any vote, nor did we review any other material that would have indicated how a particular member voted. Readers of this Scorecard should take note of the limitations of judging the qualifications of a Member of Congress on the basis of a few selected votes and should also note the need to consider such unrecorded matters as performance on subcommittees and constituent service.

Summaries of Bills Voted on in the Senate and House

H.R. 2: Fair Minimum Wage Act of 2007

TO FIGHT POVERTY: YES

Senate Vote 23 (cloture)

Failed: 54-43-3 (59 votes needed)

House Vote 18

Passed: 315-116-4

This bill increases the federal minimum wage of \$5.15 an hour in increments of 70 cents per year to reach \$7.25 an hour in 2009, the first increase since 1996.¹ The actual buying power of the minimum wage is at its lowest level in over fifty years.² Nearly half of minimum-wage earners are the sole breadwinners of their household and two-thirds of those who earn the minimum wage or below are women.³ This bill will increase the earnings of 13 million low-wage workers who earn less than or just above \$7.25 an hour.⁴

The bill makes the Commonwealth of the Northern Mariana Islands (CNMI) subject to U.S. minimum-wage laws. The CNMI is a U.S. territory exempt from U.S. labor and immigration laws where garment manufacturers employ “guest workers”—women from poor Asian countries—to produce clothing for top-name American brands bearing the label “Made in the U.S.A.”⁵ Having “borrowed” large sums from “recruiters” who bring them from their home countries, these women work long hours in a type of indentured servitude.⁶ The bill gradually raises the CNMI minimum wage from the current \$3.05 until it reaches parity with the federal minimum wage in 2012.⁷

The House and Senate votes are on the first, “clean” version of the bill that did not include any extraneous provisions. An amended version of the bill that added substantial business tax breaks was eventually signed into law.

¹H.R. 2, 110th Cong. § 1 (Jan. 5, 2007),

<http://www.govtrack.us/congress/billtext.xpd?bill=h110-2&version=ih>.

²Jared Bernstein & Isaac Shapiro, *Nine Years of Neglect: Federal Minimum Wage Remains Unchanged for Ninth Straight Year, Falls to Lowest Level in More than Half a Century*, ISSUE BRIEF (Aug. 31, 2006), “<http://www.epinet.org/issuebriefs/227/ib227.pdf>.”

³U.S. Department of Labor, *Labor Force Statistics from the Current Population Survey*, <http://www.bls.gov/eps/minwage2006.htm> (“Characteristics of Minimum Wage Workers 2006”) (last modified March 2, 2007).

⁴Economic Policy Institute, *Minimum Wage Frequently Asked Questions*,

http://www.epinet.org/content.cfm/issueguides_minwage_minwagefaq/ (last updated April 2007).

⁵Rebecca Clarren, *Paradise Lost: Sweatshops in Saipan*, SWEATSHOP WATCH (Summer 2006) at 4, http://www.sweatshopwatch.org/media/pdf/newsletters/12_2.pdf.

⁶*Id.*

⁷See H.R. 2, 110th Cong. § 2 (Jan. 5, 2007),

<http://www.govtrack.us/congress/billtext.xpd?bill=h110-2&version=ih> (accessed Jan. 10, 2008).

H.R. 800: Employee Free Choice Act of 2007

TO FIGHT POVERTY: YES

Senate Vote 227 (cloture)
Failed: 51-48-1 (60 votes needed)

House Vote 118
Passed: 241-185-8

This bill streamlines the process by which a union is certified, thus making it easier for employees to unionize.¹ It accomplishes this by requiring the National Labor Relations Board (NLRB) to certify a union as the bargaining representative after confirming that a majority of employees signed valid authorization cards designating the union as their bargaining representative.² This bill effectively eliminates the need for an NLRB election, a lengthy process that employers have become very adept at abusing to defeat, through intimidation and harassment, union-organizing efforts.³ The bill requires an employer to negotiate with a newly certified union within ten days of certification and imposes stiffer penalties on employers who interfere with organizing.⁴

Unionized workers earn an average of 15 percent to 20 percent more than their nonunionized counterparts.⁵ Union members typically enjoy greater job security, health care benefits, sick leave, and pensions.⁶ Studies show that gains by organized labor “spill over,” that is, earnings for nonunion workers increase when unionized workers gain pay increases.⁷

¹H.R. 800, 110th Cong. § 2 (March 1, 2007), <http://www.govtrack.us/congress/billtext.xpd?bill=h110-800&version=eh&show-changes=0> (accessed Jan. 10, 2007).

²*Id.*

³Center for American Progress, *Check Here for Worker's Rights: Employee Free Choice Crucial to Workers and Families* (June 20, 2007), <http://www.americanprogress.org/issues/2007/06/efca.html>.

⁴H.R. 800, 110th Cong. §§ 3(h)(1), 4(b)(1)–(2) (March 1, 2007), <http://www.govtrack.us/congress/billtext.xpd?bill=h110-800&version=eh&show-changes=0> (accessed Jan. 10, 2008).

⁵Center for American Progress, *supra* note 3.

⁶Harley Shaiken, *EPI Briefing Paper No. 181* (Feb. 22, 2007), <http://www.sharedprosperity.org/bp181.html> (“Unions, the economy, and employee free choice”).

⁷*Id.*

S. Con. Res. 21: Congressional Budget Resolution

TO FIGHT POVERTY: YES

Senate Vote 172 (conference report)
Passed: 52-40-8

House Vote 377 (conference report)
Passed: 214-209-10

A nonbinding agreement, the congressional budget resolution establishes Congress' overall spending priorities.¹ The President's proposed budget would have resulted in a 2.2 percent inflation-adjusted decrease in nondefense discretionary funding.² Instead the budget resolution passed by Congress provides a 3.1 percent inflation-adjusted increase over last year's funding.³ The resolution identifies antipoverty-related programs among the high-priority goals for the 2008 budget, including the State Children's Health Insurance Program, health care, Medicare and Medicaid, affordable housing, veterans' programs, hunger relief, and child care.⁴

¹Project Vote Smart, *2008 Budget Resolution*, http://www.vote-smart.org/issue_keyvote_detail.php?cs_id=13559 (accessed Jan. 11, 2008).

²Richard Kogan, *Discretionary Funding Under the New Congressional Budget Plan—A Big Increase or a Modest Offset to Recent Cuts?* (May 16, 2007) at 2, <http://www.cbpp.org/5-16-07bud.pdf>.

³*Id.*

⁴S. Con. Res. 21, 110th Cong. §§ 301–323, 501–514 (May 17, 2007), available at <http://www.govtrack.us/congress/billtext.xpd?bill=sc110-21&show-changes=0> (accessed Jan. 11, 2008).

H.R. 2669: College Cost Reduction and Access Act

TO FIGHT POVERTY: YES

Senate Vote 326 (conference report)
Passed: 79-12-9

House Vote 864 (conference report)
Passed: 292-97-43

This legislation enacts several significant changes to the Higher Education Act (HEA) of 1965 that significantly benefit low-income students, especially working students with young dependents. It gradually increases the maximum Pell Grant from its current \$4,310 to \$5,400 per year in 2012.¹ It makes numerous changes in income-budgeting rules that increase the amount of the financial awards to current participants and increase the number of students who can access financial aid.²

¹Amy-Ellen Duke & Julie Strawn, *Congress Expands Access to Postsecondary Education and Training for Low-Income Adults 1* (Sept. 18, 2007), http://www.clasp.org/publications/student_aid_9.07.pdf.

²*Id.* at 1-2.

H.R. 976: Children's Health Insurance Program Reauthorization Act of 2007

TO FIGHT POVERTY: YES

Senate Vote 307
Passed: 68-31-1

House Vote 982 (veto override)
Failed: 273-156-4 (two-thirds vote needed)

This bill reauthorizes the State Children's Health Insurance Program (SCHIP) and increases funding by \$35 billion over five years.¹ SCHIP provides quality, affordable health care to low-income children whose parents work but cannot afford to purchase health insurance and whose earnings disqualify them from receiving Medicaid, the government-sponsored health insurance program for the poor.² Since it began in 1997, SCHIP has reduced the number of uninsured children in the United States by one-third³ and narrowed racial, ethnic and economic disparities in access to care.⁴

This bill provides sufficient funding for states to continue covering the 6.6 million children now enrolled in SCHIP and to extend coverage to 3.8 million additional children who would otherwise be uninsured.⁵ In contrast, President Bush's proposed \$5 billion increase in SCHIP funding over five years would fail to keep pace with inflation and would force states to provide 700,000 fewer children with health insurance.⁶

The \$35 billion increase in SCHIP funding was a bipartisan compromise. The original Senate vote on final passage was the first vote on this compromise version, as was the House vote to override President Bush's first veto of the bill, which barely failed to receive the two-thirds vote needed to override the President's veto.

¹Kaiser Commission on Medicaid and the Uninsured, *Children's Health Insurance Program Reauthorization Act of 2007 (CHIPRA): The Revised CHIPRA Bill (H.R. 3963) Compared to the Original Bill (H.R. 976)* 3 (Nov. 2007), <http://www.kff.org/medicaid/upload/7714.pdf>.

²Families USA, *SCHIP 101: What Is the State Children's Health Insurance Program, and How Does It Work?* 1, <http://www.familiesusa.org/assets/pdfs/SCHIP-101.pdf> (accessed Jan. 15, 2008).

³Matthew Broaddus & Edwin Park, *Freezing SCHIP Funding in Coming Years Would Reverse Recent Gains in Children's Health Coverage* 1, <http://www.cbpp.org/6-5-06health.htm> (revised Feb. 22, 2007).

⁴American Academy of Pediatrics, *Testimony Submitted for the Record of Hearing Before the Committee on Finance Health Care Subcommittee 2* (July 25, 2006), http://www.aap.org/advocacy/washing/SCHIP_Statement_%20for_the_Record.pdf ("CHIP at 10: A Decade of Covering Children").

⁵Centers for Medicare and Medicaid Services, *National SCHIP Policy*, <http://www.cms.hhs.gov/NationalSCHIPPolicy/downloads/SCHIPEverEnrolledYearGraph.pdf> ("SCHIP Ever Enrolled Year Graph") (modified Oct. 26 2007); Kaiser Commission on Medicaid and the Uninsured, *supra* note 1.

⁶Center for American Progress, *Overriding the SCHIP Veto by the Numbers* (Oct. 17, 2007), http://www.americanprogress.org/issues/2007/10/schip_numbers.html.

H.R. 3043: Departments of Labor, Health and Human Services, and Education Appropriations Act, 2008

TO FIGHT POVERTY: YES

Senate Vote 405
Passed: 56-37-7

House Vote 1122 (veto override)
Failed: 277-141-15 (two-thirds vote needed)

This appropriations bill funds many programs that serve low-income Americans, including LIHEAP (Low-Income Home Energy Assistance Program); Pell Grants; Community Health Centers; Head Start; Child Care; Community and Social Services Block Grants; job training for youth, adult, and dislocated workers; education for disadvantaged students; and Special Education.¹ Congress' budget appropriated \$10 billion more to these vital programs than the President's budget for the 2008 fiscal year.²

The Senate vote on final passage and the House vote to override the President's veto were "clean votes" on this appropriations measure.

¹James Horney & Martha Coven, *Labor-HHS-Education Bill—What's at Stake: The President's Funding Levels Would Weaken Education, Medical Research, and Other Critical Needs* 4-8 (Nov. 16, 2007), <http://www.cbpp.org/11-8-07bud.pdf>; GovTrack.us, *Highlights from Project Vote Smart*, <http://www.govtrack.us/congress/bill.xpd?bill=h110-3043&tab=summary> (accessed Jan. 11, 2008); Congressional Research Service, *Community Services Block Grants: Funding and Reauthorization: "Summary"* (Nov. 1, 2007), <http://www.nationalaglawcenter.org/assets/crs/RL32872.pdf>.

²Horney & Coven, *supra* note 1, at 2.

H.R. 3996: Tax Increase Prevention Act of 2007

TO FIGHT POVERTY: YES

Senate Vote 414 (motion to invoke cloture) **House Vote 1081**
Failed: 46-48-6 (57 votes needed) **Passed: 216-193-24**

This bill amending the Tax Code includes a provision that greatly benefits low-income families by expanding the Child Tax Credit (CTC).¹ The CTC is a partially refundable tax credit aimed at offsetting some of the expenses of raising a child.² Under current law, families must have earnings above \$12,050 to qualify for the refundable CTC; this bill lowers the threshold to \$8,500.³ This change in the CTC would benefit the families of thirteen million low-income children, including three million whose families would become newly eligible for the CTC and ten million whose families would see their credit increase.⁴

The House vote was on passage. The Senate cloture vote was the decisive vote on whether the Senate would approve an expansion of the CTC.

¹Sharon Parrott & Arloc Sherman, *Families Helped by the Child Tax Credit Expansion Work Hard in Low-Paying Jobs: Nursing Home Aides, Cooks, Pre-School Teachers, and Construction Workers Would Get a Boost* 1 (Nov. 7, 2007), <http://www.cbpp.org/11-7-07tax3.pdf>.

²Aviva Aron-Dine, *Improving the Refundable Child Tax Credit: An Important Step Toward Reducing Child Poverty* 1-2 (Nov. 13, 2007), <http://www.cbpp.org/10-24-07tax.pdf>.

³Parrott & Sherman, *supra* note 1.

⁴*Id.*

H.R. 1429: Head Start for School Readiness Act

TO FIGHT POVERTY: YES

Senate Vote 409 (conference report) **House Vote 1090** (conference report)
Passed: 95-0-5 **Passed: 381-36-15**

This reauthorization bill improves the quality of and expands access to the Head Start program. Head Start provides preschool and other early education programs as part of a comprehensive package of services to over one million poor 0-5 year old children,¹ helping them to develop the skills needed to enter primary school ready to learn, with particular emphasis on language, reading, and mathematics.²

The bill raises Head Start academic standards by using new research-based standards and assessments.³ It raises program quality by requiring that at least 50 percent of the educators in center-based programs have a degree in early childhood education or a related field.⁴ It expands access to Head Start by raising income guidelines to 130 percent of the federal poverty level.⁵

The bill seeks to increase Head Start participation by traditionally underserved populations by devoting more funding to programs serving children of migrant, seasonal, and Native Indian families and concentrating on removing the barriers to enrollment and successful early education for homeless children.⁶

According to the Federal Reserve Bank of Minneapolis, when such factors as increased tax proceeds and reduced welfare and incarceration costs are considered, early childhood education programs like Head Start produce an annual rate of return on the government's investment of between 7 and 18 percent, far exceeding the rate of return on all other economic development investments.⁷

¹Katie Hamm, *More than Meets the Eye: Head Start Programs, Participants, Families and Staff in 2005*, POLICY BRIEF ¶ 2 (Aug. 2006), http://www.clasp.org/publications/hs_brief8.pdf.

²National Head Start Association, *Head Start Works*, <http://www.nhsa.org/download/advocacy/fact/HSWorks.pdf> (accessed Jan. 7, 2008).

³Congressional Research Service, *Summary of H.R. 1429*, <http://www.govtrack.us/congress/bill.xpd?bill=h110-1429&tab=summary> ("Sec. 8") (accessed Jan. 14, 2008).

⁴*Id.* ("Sec. 8" and "Sec. 18").

⁵*Id.* ("Sec. 14").

⁶*Id.* ("Sec. 6").

⁷Arthur J. Rolnick & Rob Grunewald, *Early Intervention on a Large Scale*, QUALITY COUNTS 2007 (Editorial Projects in Education Research Center 2007), available at http://minneapolisfed.org/research/studies/earlychild/early_intervention.cfm.

Summaries of Bills Voted on in the Senate Only

S. Amend. 583, the Estate Tax Amendment to S. Con. Res. 21

TO FIGHT POVERTY: NO

Senate Vote 102
Failed: 48-51-1

The estate tax is a progressive feature of the U.S. tax code.¹ Under the 2001 Bush tax cuts, the estate tax exemption has steadily risen from its pre-Bush administration level of \$675,000 and will reach \$3.5 million in 2009 with a 45 percent maximum tax rate.²

Senate Amendment 583 to the budget resolution raises the estate tax exemption to \$5 million per estate with a top rate of no more than 35 percent beginning in 2010.³ Nearly all of the benefits of this change would go to estates valued at \$5 million or more due to the lower tax rate.⁴

A similar amendment offered in 2006 would have cost about \$800 billion between 2012 and 2021—80 percent of the cost of a full repeal of the estate tax.⁵ Senate Amendment 583 would cost only slightly less. Without estate tax revenues, federal programs such as health care and education would lack crucial funding and inevitably face cuts in the years to come.⁶

¹Center on Budget and Policy Priorities, *The Estate Tax: Myths and Realities* 3, <http://www.cbpp.org/estatetaxmyths.pdf> (revised Oct. 11, 2007).

²Joel Friedman & Aviva Aron-Dine, *The State of the Estate Tax as of 2006* 1, 4, <http://www.cbpp.org/5-31-06tax2.pdf> (revised June 2, 2006).

³S. Amend. 583, 110th Cong. (2007), available at <http://www.govtrack.us/congress/amendment.xpd?session=110&amdt=s583> (amendment to S. Con. Res. 21).

⁴Friedman & Aron-Dine, *supra* note 2, at 4–5.

⁵Joel Friedman & Aviva Aron-Dine, *New Joint Tax Committee Estimates Show Modified Kyl Proposal Still Very Costly: True Costs Partially Masked* 1, <http://www.cbpp.org/6-9-06tax.pdf> (revised June 13, 2006).

⁶See Center on Budget and Policy Priorities, *supra* note 1.

S. Amend. 1234, the Earned Income Tax Credit Amendment to S. 1348, Comprehensive Immigration Reform Act of 2007

TO FIGHT POVERTY: NO

Senate Vote 192
Passed: 56-41-2

Under current law, undocumented immigrants are required to pay federal income taxes and are subject to withholding but may not claim the Earned Income Tax Credit (EITC) for low-income workers.¹ Amendment 1234 to the Comprehensive Immigration Reform Act of 2007 (CIRA) bars two CIRA-created categories of legally authorized immigrant workers—temporary workers with Y visas and formerly undocumented immigrants on the path to legalization with Z visas—from receiving the EITC until they are granted legal permanent resident status, a process that could take eleven years.²

Created in 1975 and expanded during the 1990s, the EITC is critical to the efforts of low-wage workers to escape poverty and to make ends meet.³ This amendment would prolong the impoverishment of immigrants and their families even after they have an established legal right to live and work in the United States.

Note: This amendment died when the Senate did not invoke cloture on the CIRA.

¹Francine J. Lipman, *Taxing Undocumented Immigrants: Separate, Unequal, and Without Representation*, http://papers.ssrn.com/sol3/papers.cfm?abstract_id=881584 (“Abstract”) (accessed Jan. 14, 2008); 153 Cong. Rec. S7093 (2007).

²S. Amend. 1234, 110th Cong. (2007) (amendment to S. 1348); National Immigration Law Center, *How the Current Senate Bill Would Preclude Real Reform*, <http://www.nilc.org/immlawpolicy/CIR/cir027.htm> (“Most individuals granted Z visas would not be eligible for permanent residence for more than a decade”) (accessed Jan. 14, 2008).

³Saul D. Hoffman & Laurence S. Seidman, *Helping Working Families: The Earned Income Tax Credit* (W.E. Upjohn Institute for Employment Research 2002).

S. Amend. 2355 to H.R. 2669, Amendment Regarding the Foreign-Born and Social Security Benefits

TO FIGHT POVERTY: NO

Senate Vote 263 (motion to waive germaneness requirement)

Failed: 57-40-3 (59 votes needed)

Under current law, foreign-born persons receive earnings credits for all payments they make into the Social Security system but are not eligible to receive Social Security benefits unless they are naturalized U.S. citizens or in a legal immigration status.¹ This amendment requires the Social Security Administration (SSA) to disregard payments made into the Social Security system by foreign-born persons during any time periods before they were issued a work-authorized Social Security Number.² This restriction applies regardless of how long such persons have worked or how much they have paid into the system.³ Further, the amendment would not credit any quarter for which foreign-born persons could not prove that they were authorized to work in the United States.⁴

The forfeiture of Social Security earnings credits for time periods worked is fundamentally at odds with Social Security's basic premise that workers pay taxes and earn benefits based upon their earnings.⁵ Furthermore, requiring foreign-born persons to prove their legal status for each quarter worked would put an incredible burden on legally employed people who cannot prove, years or decades later, that they were in legal status. The amendment would impoverish countless foreign-born persons too elderly or disabled to work, reducing the amount of their benefits and, in many instances, denying them enough credited work quarters to qualify at all. U.S. citizen minor children and spouses would lose survivor benefits.⁶

This vote is on the motion to waive the Congressional Budget Act's germaneness requirement, the decisive vote on S. Amend. 2355.

¹Jonathan Blazer & Josh Bernstein, *Confiscating Contributions* 3 (May 10, 2007), http://www.nilec.org/immlawpolicy/CIR/socialsecurity_confcontrib_2007-05-01_iru.pdf.

²*Id.*

³*Id.*

⁴See S. Amend. 2355, 110th Cong. (2007) (amendment to H.R. 2669), <http://www.govtrack.us/congress/amendment.xpd?session=110&amdt=s2355> (accessed Jan. 9, 2008).

⁵Letter from Kenneth Apfel, Former Commissioner of Social Security; Robert Ball, Former Commissioner of Social Security; *et al.*, to Sen. Max Baucus, Chairman, and Sen. Charles Grassley, Ranking Member, Senate Finance Committee, *Expressing Opposition to Anticipated Amendment to Social Security Act 1* (May 15, 2007) (copy on file with National Immigration Law Center).

⁶Blazer & Bernstein, *supra* note 1, at 6.

S. Amend. 3317 to H.R. 3093: Thune Amendment to Departments of Commerce, Justice, Science and Related Agencies Appropriations Act of 2008

TO FIGHT POVERTY: YES

Senate Vote 368 (motion to table)

Passed: 61-32-7

This amendment redirects \$20 million of proposed Legal Services Corporation (LSC) funding to U.S. Attorneys' offices to prosecute violent crimes on Native American reservations. LSC-funded programs provide legal services to low-income people with civil legal problems such as divorce, domestic violence, evictions, foreclosures, and denials of public benefits. Since 1980, LSC funding, in real dollars, has been cut in half.¹ At the current level of funding, LSC-funded legal aid programs are able to accept the cases of only 50 percent of those who seek and are eligible for legal representation.²

American Indians had the highest poverty rate of all racial and ethnic groups measured in the 2000 Census, with 27 percent living in poverty.³ In states with high Native American populations, they make up a large portion of those served by LSC-funded programs; in South Dakota, Sen. Thune's home state, Native Americans make up 67 percent of the LSC clients served.⁴ Increased funding to prosecute violent crime on Native American reservations should not come at the expense of a severely underfunded program that provides vital services to low-income people.

The proposed amendment was killed by approval of the motion to table.

¹Alan W. Houseman, *The Future of Civil Legal Aid in the United States* 6 (Nov. 2005), http://www.clasp.org/publications/future_legal_aid.pdf.

²Legal Services Corporation, *Documenting the Justice Gap in America* 7 (Sept. 2005), http://www.lsc.gov/press/documents/LSC%20Justice%20Gap_FINAL_1001.pdf. The percentage of low-income persons who have legal problems and actually receive legal assistance is much lower since many low-income people who need legal representation do not seek it. Legal Services Corporation, *Fact Sheet: What is LSC?: "America's Justice Gap,"* http://www.lsc.gov/about/factsheet_whatislsc.php (accessed Jan. 8, 2008).

³U.S. Census Bureau, *Income, Earnings, and Poverty Data from the 2006 American Community Survey* 20 (Aug. 2007), <http://www.census.gov/prod/2007pubs/acs-08.pdf>.

⁴Letter from Denise A. Cardman, Acting Director, ABA Governmental Affairs Office, to United States Senators, *Vote NO on Thune Amendment to Cut Legal Services Corporation Funding 1* (Oct. 16, 2007), available at http://www.abanet.org/poladv/letters/legalservices/2007oct16_lscs_1.pdf.

S. 2205: DREAM Act

TO FIGHT POVERTY: YES

Senate Vote 394 (motion to invoke cloture)

Failed: 52-44-4 (58 votes needed)

This bill creates a path to permanent residency and citizenship for law-abiding undocumented immigrants who were brought to the United States as children and have completed at least two years of college or military service.¹ Persons would qualify for conditional permanent resident status for six years if they were under the age of 30 at the time of enactment, had been in the United States for a continuous period of at least five years, had not yet reached the age of 16 at the time of initial entry, and had either been admitted to an institution of higher education, earned a high school diploma, or obtained a GED (general educational development) certificate.² After six years, they could become permanent residents of the United States if, among other conditions, they had received a bachelor's degree or completed two years toward such a degree, or served in the U.S. military for two years and, if applicable, received an honorable discharge.³ This legislation affects the fifty to sixty thousand undocumented immigrant teenagers who graduate from high school yearly and whose access to higher education and legal employment is severely limited.⁴

The DREAM Act has appeared in many forms since 2001.⁵ This is the Senate's cloture vote on a stand-alone version of the bill.⁶

¹S. 2205, 110th Cong., §§ 4(c)(2)(A–B), 4(d)(1)(A)–(E) (Oct. 19, 2007), <http://www.govtrack.us/congress/billtext.xpd?bill=s110-2205> (accessed Jan. 8, 2008).

²*Id.* § 3(a)(1)(A)–(F).

³*Id.* §§ 4(c)(2)(A–B), 4(d)(1)(A)–(E).

⁴Immigration.com, *DREAM Act/Student Adjustment Act of 2003*, http://www.immigration.com/improving_immigration/dreamact_details.html (accessed Jan. 9, 2008).

⁵153 Cong. Rec. S13202 (daily ed. Oct. 22, 2007) (statement of Sen. Patrick Leahy), <http://www.govtrack.us/congress/record.xpd?id=110-s20071022-28&bill=s110-2205> (accessed Jan. 8, 2008).

⁶*Id.*

S. Amend. 3695 to H.R. 2419: Dorgan-Grassley Amendment to Farm, Nutrition, and Bioenergy Act of 2007 (Farm Bill)

TO FIGHT POVERTY: YES

Senate Vote 424

Failed: 56-43-1 (required 60 votes under Senate's agreed rules of debate on the Farm Bill)

The Dorgan-Grassley Amendment to the Farm Bill establishes a firm cap of \$250,000 on farm commodity payments and eliminates loopholes in the commodity payment policy that have resulted in the top 10 percent income-earning farms receiving 60 percent of all government payments.¹ These limits help smaller family farms by curbing the ability of megafarms to bid land away from them.² By directing the savings derived from payment reforms toward programs for beginning and minority farmers, conservation, rural development, and nutrition and antihunger programs, this amendment would alleviate rural poverty significantly.³ The failure to pass the Dorgan-Grassley Amendment means that wealthier farmers will continue to receive excessive support from the federal government and that U.S. farm policy remains out of step with the changing landscape of rural poverty and the true needs of small farms.⁴

¹RESULTS, *Strategic Goals*, “Negative Effects and the Need for Reform,” <http://www.results.org/website/article.asp?id=2710> (accessed Jan. 4, 2008).

²Sustainable Agriculture Coalition, *Coalition Endorses Payment Limitation Reform Bill 1* (May 24, 2007), http://www.msawg.org/pdf/Press_Release_-_Dorgan_Grassley_Payment_Limit_Reform_Bill.pdf.

³Sustainable Agriculture Coalition, *Dorgan-Grassley Amendment: Last Chance for Real Farm Bill Reform 1* (Nov. 2, 2007), http://www.msawg.org/pdf/PR_Dorgan-Grassley_letter.pdf.

⁴See Center for Rural Affairs, *Center for Rural Affairs Calls Senate Farm Bill “Fatally Flawed,”* <http://www.cfra.org/node/965> (accessed Dec. 21, 2007); see also RESULTS, *supra* note 1.

Summaries of Bills Voted on in the House Only

H.R. 1227: Gulf Coast Hurricane Housing Recovery Act of 2007

TO FIGHT POVERTY: YES

House Vote 172
Passed: 302-125-6

Affordable housing remains one of the biggest problems confronting low-income households in the Gulf Coast region following Hurricanes Katrina and Rita. This bill requires that the public housing authorities (PHAs) in areas declared disaster or emergency areas due to Katrina or Rita provide one-for-one replacement of pre-August 2005 public housing units.¹ It requires PHAs to provide tenants displaced by the hurricanes a right to return as units become available for occupancy, and prohibits them from demolishing any public housing units until a plan for replacing those units is approved by the U.S. Department of Housing and Urban Development (HUD).² No demolition/redevelopment plan could be approved if it causes a net loss in the number of affordable units available to former public housing tenants.³ The bill requires the Housing Authority of New Orleans to survey households that lived in public housing in New Orleans prior to Hurricane Katrina to determine whether and when those households wish to return to New Orleans, and requires it to provide at least 3,000 units of public housing.⁴

¹National Low Income Housing Coalition (NLIHC), *Overview of HR 1227, the Gulf Coast Hurricane Housing Recovery Act of 2007* 2-3 (March 21, 2007), <http://www.nlihc.org/doc/032107katrina.pdf>.

²*Id.* at 3.

³*Id.* at 2.

⁴*Id.*

Capito Amendment to H.R. 1851 (SEVRA)

TO FIGHT POVERTY: NO

House Vote 628

Passed: 233-186-12

The Capito Amendment to H.R. 1851 requires that individuals provide one of the following forms of identification in order to receive Section 8 rental assistance: (1) a Social Security card plus a photo identification issued by the Federal or a State government or a driver's license issued by a State in compliance with Title II of the REAL ID Act of 2005; (2) a passport issued by the U.S. or a foreign government; or (3) a United States Citizenship and Immigration Services (USCIS) identification card.¹ The ostensible motivation for this amendment is to keep undocumented immigrants from receiving Section 8 assistance.² However, the effect would be to delay or deny benefits to thousands of U.S. citizens who are entitled to housing assistance. This was precisely the result of similar documentation requirements implemented in the Deficit Reduction Act of 2005 (DRA) for individuals seeking Medicaid. Results from the three states that have collected data show that "white and African American children [were] much more likely than Hispanic children to have their Medicaid coverage delayed, denied, or terminated" as a result of the DRA's new citizenship documentation requirement.³

¹153 Cong. Rec. H7758 (daily ed. July 12, 2007), http://frwebgate.access.gpo.gov/cgi-bin/getpage.cgi?position=all&page=H7758&dbname=2007_record (accessed Jan. 8, 2007), incorporated into the final bill § 21, <http://www.govtrack.us/congress/billtext.xpd?bill=h110-1851> (accessed Jan. 8, 2007).

²*Id.*

³Donna Cohen Ross, *Medicaid Documentation Requirement Disproportionately Harms Non-Hispanics, New State Data Show: Rule Mostly Hurts U.S. Citizen Children, Not Undocumented Immigrants 1* (July 10, 2007), <http://www.cbpp.org/7-10-07health.pdf>.

H.R. 1851: Section 8 Voucher Reform Act of 2007 (SEVRA)

TO FIGHT POVERTY: YES

House Vote 629

Passed: 333-83-15

The Section 8 Voucher Reform Act of 2007 (SEVRA) improves the Housing Choice Voucher Program under Section 8 of the U.S. Housing Act of 1937, the largest low-income housing program in the country.¹ It uses a more accurate estimate of need to allocate funds to public housing agencies; makes it easier for tenants to move from one agency's jurisdiction to another's; adjusts the formula for determining "Fair Market Rents" to reflect more accurately the rents in a geographical area; and stabilizes funding for tenant support services such as employment and financial counseling.² SEVRA authorizes appropriations to provide for an additional 20,000 incremental vouchers per year for the 2008–2012 fiscal years,³ the first such increase since 2002.⁴

SEVRA improves and expands the Moving-to-Work (MTW) program, renamed the "Housing Innovation Program" (HIP). HIP allows the U.S. Department of Housing and Urban Development (HUD) to grant agencies broad waivers to experiment with housing policies.⁵ SEVRA improves HIP's waiver process by requiring more transparency and stronger outcome evaluations and prohibiting HUD from waiving certain procedural protections for tenants.⁶ Still, the magnitude of SEVRA's expansion of HIP is worrisome and could undercut SEVRA's improvements.⁷

SEVRA is very important to fighting poverty because of the reforms it makes to the Section 8 program. The Senate should limit the expansion of HIP to what is manageable and remove the Capito amendment (see the preceding vote).

¹Barbara Sard & Will Fischer, *Bipartisan Legislation Would Build on Housing Voucher Program's Success but Worthwhile Reform Bill Holds Risks from Expanded Deregulation Authority 1* (July 2007), <http://www.cbpp.org/5-4-07hous.pdf>.

²*Id.* at 4–6.

³H.R. 1851, 110th Cong., § 20 (July 16, 2007) (available at <http://www.govtrack.us/congress/billtext.xpd?bill=h110-1851>).

⁴Center on Budget and Policy Priorities, *Introduction to the Housing Voucher Program 7* (July 6, 2007), <http://www.cbpp.org/5-15-03hous.pdf>.

⁵Sard & Fischer, *supra* note 1, at 7.

⁶*Id.*

⁷*Id.* at 7–10.

H.R. 2831: Lilly Ledbetter Fair Pay Act of 2007

TO FIGHT POVERTY: YES

House Vote 768
Passed: 225-199-9

This bill reverses the U.S. Supreme Court's recent ruling in Ledbetter v. Goodyear Tire & Rubber Co. and restores crucial long-standing protections for individuals filing pay discrimination claims.¹ Under Title VII of the Civil Rights Act (CRA), individuals have 180 days from a discriminatory act to file a discrimination claim.² Due to workplace confidentiality rules limiting employees' ability to discuss their pay with other employees, pay discrimination often goes undiscovered until well after the first instance of discriminatory pay takes place.³ Therefore, courts have traditionally applied the "paycheck accrual rule," which treats each new paycheck as a separate discriminatory act that starts a new 180-day clock.⁴ In Ledbetter the Supreme Court reversed the paycheck accrual rule and held that charges of pay discrimination must be filed within 180 days of the employer's original discriminatory decision.⁵ H.R. 2831 effectively reinstates the paycheck accrual rule by making each paycheck following the initial act of discriminatory pay an unlawful employment practice subject to claims under the CRA.⁶

The race and gender wage gaps remain a serious problem in the United States. African-American, Native American, and nonwhite Hispanic workers earn 67 cents for every dollar earned by white workers⁷ and women earn 77 cents for every dollar earned by men.⁸ This bill restores the original intent of the CRA and upholds the use of the law to reduce these huge wage gaps.

¹National Women's Law Center, *Ledbetter v. Goodyear Tire & Rubber Co.: The Supreme Court Limitation on Pay Discrimination Claims and the Legislative Fix* 3 (Oct. 2007), <http://www.nwlc.org/pdf/Broad%20Ledbetter%20Fact%20Sheet-Letterhead.pdf>.

²*Id.* at 1-2.

³*Id.*

⁴*Id.*

⁵*Id.*

⁶H.R. 2831, 110th Cong., § 3 (Aug. 1, 2007), available at <http://www.govtrack.us/congress/billtext.xpd?bill=h110-2831&show-changes=0>.

⁷U.S. Census Bureau, *American FactFinder* (Dec. 19, 2007), <http://factfinder.census.gov/> (generated by Natasha. Eziquiel-Shriro using American FactFinder).

⁸National Organization for Women, *Women Deserve Equal Pay* (April 16, 2007), <http://www.now.org/issues/economic/factsheet.html>.

H.R. 2895: National Affordable Housing Trust Fund Act of 2007

TO FIGHT POVERTY: YES

House Vote 958
Passed: 264-148-19

This bill establishes a National Affordable Housing Trust Fund in the U.S. Treasury¹ with funding to construct, preserve, and rehabilitate 1.5 million affordable homes over the next ten years.² A minimum of 75 percent of the funds must be used for households that are extremely low-income, meaning they have earnings of no more than 30 percent of an area's median income.³

Our country faces a severe shortage of affordable housing (housing that costs less than 30 percent of a household's income).⁴ Nationwide, only 6.2 million homes rent at prices affordable to the 9 million extremely low-income renter households—a shortage of 2.8 million homes.⁵

¹H.R. 2895, 110th Cong., § 292 (Oct. 15, 2007), <http://www.govtrack.us/congress/billtext.xpd?bill=h110-2895&show-changes=0> (accessed Jan. 11, 2008).

²National Low Income Housing Coalition, *Sheila Crowley, President of the National Low Income Housing Coalition, Testifies on Need for National Housing Trust Fund*, http://www.nlihc.org/detail/article.cfm?article_id=4412&id=130 (accessed Jan. 8, 2007).

³*Id.*

⁴*Id.*

⁵*Id.*

H.R. 3920: Trade and Globalization Act of 2007

TO FIGHT POVERTY: YES

House Vote 1025
Passed: 264-157-11

This bill makes numerous improvements to the Trade Adjustment Assistance program (TAA) that helps workers who lose their jobs due to increased overseas competition. The bill extends coverage to service and public-sector workers who lose their jobs due to trade or offshoring¹ and increases the funding level for training from its current level of \$220 million to \$440 million in 2008 and 2009 and \$660 million in 2010 through 2012.²

The bill also modernizes the federal-state unemployment insurance (UI) system. States may receive up to \$100 million more annually to improve the administration of their UI programs.³ An additional \$7 billion in federal funds is made available to states as incentive payments for making at least two of the following three improvements: (1) not disallowing unemployment benefits solely because an individual is seeking part-time work if the individual's past work consisted largely of part-time work; (2) not disqualifying individuals if they leave a job for "compelling family reasons," including domestic violence, illness or disability of a family member and moving due to a change in location of a spouse's employment; or (3) making UI benefits available to long-term unemployed individuals who are participating in a job training program.⁴ The bill closes UI policy gaps that disproportionately affect low-income workers, women, and those who suffer permanent job losses.⁵

¹Project Vote Smart, *Summary for H.R. 3920*, available at <http://www.govtrack.us/congress/bill.xpd?bill=h110-3920&tab=summary> (accessed Jan. 15, 2008).

²H.R. 3920, 110th Cong. § 127 (Nov. 5, 2007), <http://www.govtrack.us/congress/billtext.xpd?bill=h110-3920&show-changes=0> (accessed Jan. 15, 2008).

³H.R. 3920, 110th Cong. § 402 (Nov. 5, 2007), <http://www.govtrack.us/congress/billtext.xpd?bill=h110-3920&show-changes=0> (accessed Jan. 15, 2008).

⁴*Id.*

⁵Chad Stone et al., *Addressing Longstanding Gaps in Unemployment Insurance Coverage*, <http://www.cbpp.org/7-20-07ui.pdf> (revised Aug. 7, 2007).

H.R. 1593: Second Chance Act of 2007

TO FIGHT POVERTY: YES

House Vote 1083
Passed: 347-62-23

This bill provides approximately \$400 million in U.S. Department of Justice, Bureau of Prisons, and state and local grants between 2008 and 2012 to develop programs that would reduce recidivism.¹

Over 630,000 persons will leave state and federal custody next year.² If current trends continue, close to two-thirds of them will be rearrested within three years and half will be reconvicted.³ Total state and federal police, judiciary, and corrections expenditures have skyrocketed to \$100 billion in 2005 from \$32 billion in 1993.⁴ The 2.3 million Americans who are currently in custody and find employment upon release will earn 30 to 40 percent less than persons with similar educational attainment and employment prospects.⁵

The Second Chance Act would break the link between recidivism and poverty by funding reentry support programs that work before and after release to provide the formerly incarcerated with education, physical and mental health care, substance abuse treatment, housing, and employment training.⁶

¹Congressional Budget Office, *Cost Estimate for H.R. 1593* 1 (April 2007), <http://www.govtrack.us/data/us/110/bills.cbo/h1593.pdf>.

²Paul Samuels & Debbie Mukamal, *After Prison: Roadblocks to Reentry: A Report on State Legal Barriers Facing People with Criminal Records*, <http://www.lac.org/lac/main.php?view=overview/> (accessed Dec. 17, 2007).

³U.S. Department of Justice, *Reentry Trends in the U.S.*, <http://www.ojp.usdoj.gov/bjs/reentry/recidivism.htm> ("In a 15 State study, over two-thirds of released prisoners were rearrested within three years") (last revised Oct. 25, 2002).

⁴U.S. Department of Justice, *Key Facts at a Glance*, <http://www.ojp.usdoj.gov/bjs/glance/tables/expgovtab.htm> ("Direct expenditure by level of government, 1982-2005") (last revised Aug. 29, 2007).

⁵U.S. Department of Justice, *Prison Statistics* (Dec. 16, 2007), <http://www.ojp.usdoj.gov/bjs/prisons.htm#findings/>; Bruce Western, *The Effects of Incarceration on Wages and Employment* ¶ 17 (Nov. 2004), <http://www.yale.edu/leitner/chap5b.pdf> (also available in Russell Sage Foundation, *Punishment and Inequality in America* (2006)).

⁶Reentry Policy Center, *The Second Chance Act of 2007*, http://reentrypolicy.org/publications/summary_of_sca_2007;file (accessed Jan. 14, 2008).

The Senate Votes

- Voted to fight poverty
- Voted against fighting poverty
- Did not vote

	Party	1	2	3	4	5	6	7	8	9	10	11	12	13	14	Score	Grade
ALABAMA																	
Jeff Sessions	R	□	□	□	■	□	□	□	■	□	□	□	□	□	□	14	F
Richard Shelby	R	□	□	□	■	□	□	□	■	□	□	□	■	□	□	21	D
ALASKA																	
Lisa Murkowski	R	□	□	□	■	■	□	□	■	□	□	□	□	□	■	29	D
Ted Stevens	R	□	□	□	■	■	■	□	■	□	□	□	□	□	■	36	D
ARIZONA																	
Jon Kyl	R	□	□	□	■	□	□	□	■	□	□	□	□	□	□	14	F
John McCain	R															N/R	
ARKANSAS																	
Blanche Lincoln	D	■	■	■	–	■	■	■	■	■	□	□	■	■	□	77	B
Mark Pryor	D	■	■	■	■	■	■	■	■	■	□	□	■	□	□	71	B
CALIFORNIA																	
Barbara Boxer	D	■	■	■	■	■	■	■	■	■	■	■	■	–	■	100	A+
Dianne Feinstein	D	■	■	■	■	■	■	■	■	■	■	■	■	■	■	100	A+
COLORADO																	
Wayne Allard	R	□	□	□	□	□	□	□	■	□	□	□	□	□	■	14	F
Ken Salazar	D	■	■	■	■	■	■	■	■	■	■	■	■	■	□	93	A
CONNECTICUT																	
Christopher Dodd	D															N/R	
Joseph Lieberman	I	■	■	■	■	■	■	■	■	■	■	■	■	■	□	93	A
DELAWARE																	
Joseph Biden, Jr.	D															N/R	
Thomas Carper	D	–	■	■	■	■	■	■	■	■	■	■	■	■	■	100	A+
FLORIDA																	
Mel Martinez	R	□	□	□	■	□	□	□	■	□	□	□	■	■	□	29	D
Bill Nelson	D	■	■	■	■	■	■	■	■	■	■	■	■	■	■	100	A+

1. H.R. 2, Fair Minimum Wage Act
2. H.R. 800, Employee Free Choice Act of 2007
3. S. Con. Res. 21, 2008 Congressional Budget Resolution
4. H.R. 2669, College Cost Reduction and Access Act
5. H.R. 976, Children's Health Insurance Program Reauthorization Act of 2007
6. H.R. 3043, Depts. of Labor, HHS and Education Appropriations Act, 2008
7. H.R. 3996, Tax Increase Prevention Act of 2007
8. H.R. 1429, Head Start for School Readiness Act

9. S. Amend. 583 to S. Con. Res. 21, the Estate Tax Amendment
10. S. Amend. 1234 to S. 1348, the Earned Income Tax Credit Amendment
11. S. Amend. 2355 to H.R. 2669, Regarding the Foreign-Born and Social Security
12. S. Amend. 3317 to H.R. 3093, Legal Services Funding
13. S. 2205, DREAM Act
14. S. Amend. 3695 to H.R. 2419, Dorgan-Grassley Amendment to Farm Bill of 2007

	Party	1	2	3	4	5	6	7	8	9	10	11	12	13	14	Score	Grade
GEORGIA																	
Saxby Chambliss	R	<input type="checkbox"/>	<input type="checkbox"/>	<input type="checkbox"/>	<input checked="" type="checkbox"/>	<input type="checkbox"/>	<input type="checkbox"/>	<input type="checkbox"/>	<input checked="" type="checkbox"/>	<input type="checkbox"/>	<input type="checkbox"/>	<input type="checkbox"/>	<input type="checkbox"/>	<input type="checkbox"/>	<input type="checkbox"/>	14	F
Johnny Isakson	R	<input type="checkbox"/>	<input type="checkbox"/>	<input type="checkbox"/>	<input checked="" type="checkbox"/>	<input type="checkbox"/>	<input type="checkbox"/>	<input type="checkbox"/>	<input checked="" type="checkbox"/>	<input type="checkbox"/>	<input type="checkbox"/>	<input type="checkbox"/>	-	<input type="checkbox"/>	<input type="checkbox"/>	15	F
HAWAII																	
Daniel Akaka	D	<input checked="" type="checkbox"/>	<input checked="" type="checkbox"/>	<input checked="" type="checkbox"/>	<input checked="" type="checkbox"/>	<input checked="" type="checkbox"/>	<input checked="" type="checkbox"/>	<input checked="" type="checkbox"/>	<input checked="" type="checkbox"/>	<input checked="" type="checkbox"/>	<input checked="" type="checkbox"/>	<input checked="" type="checkbox"/>	<input checked="" type="checkbox"/>	<input checked="" type="checkbox"/>	<input checked="" type="checkbox"/>	100	A+
Daniel Inouye	D	<input checked="" type="checkbox"/>	<input checked="" type="checkbox"/>	<input checked="" type="checkbox"/>	<input checked="" type="checkbox"/>	<input checked="" type="checkbox"/>	<input checked="" type="checkbox"/>	<input checked="" type="checkbox"/>	<input checked="" type="checkbox"/>	<input checked="" type="checkbox"/>	<input checked="" type="checkbox"/>	<input checked="" type="checkbox"/>	-	<input checked="" type="checkbox"/>	<input type="checkbox"/>	92	A
IDAHO																	
Larry Craig	R	<input type="checkbox"/>	<input type="checkbox"/>	<input type="checkbox"/>	-	<input type="checkbox"/>	<input checked="" type="checkbox"/>	<input type="checkbox"/>	<input checked="" type="checkbox"/>	<input type="checkbox"/>	<input type="checkbox"/>	<input type="checkbox"/>	<input type="checkbox"/>	<input checked="" type="checkbox"/>	<input type="checkbox"/>	23	D
Mike Crapo	R	<input type="checkbox"/>	<input type="checkbox"/>	<input type="checkbox"/>	<input checked="" type="checkbox"/>	<input type="checkbox"/>	<input type="checkbox"/>	<input type="checkbox"/>	<input checked="" type="checkbox"/>	<input type="checkbox"/>	<input type="checkbox"/>	<input type="checkbox"/>	<input type="checkbox"/>	<input type="checkbox"/>	<input type="checkbox"/>	14	F
ILLINOIS																	
Richard Durbin	D	<input checked="" type="checkbox"/>	<input checked="" type="checkbox"/>	<input checked="" type="checkbox"/>	<input checked="" type="checkbox"/>	<input checked="" type="checkbox"/>	<input checked="" type="checkbox"/>	<input checked="" type="checkbox"/>	<input checked="" type="checkbox"/>	<input checked="" type="checkbox"/>	<input checked="" type="checkbox"/>	<input checked="" type="checkbox"/>	<input checked="" type="checkbox"/>	<input checked="" type="checkbox"/>	<input checked="" type="checkbox"/>	100	A+
Barack Obama	D															N/R	
INDIANA																	
Evan Bayh	D	<input checked="" type="checkbox"/>	<input checked="" type="checkbox"/>	<input checked="" type="checkbox"/>	<input checked="" type="checkbox"/>	<input checked="" type="checkbox"/>	<input checked="" type="checkbox"/>	<input checked="" type="checkbox"/>	<input checked="" type="checkbox"/>	<input checked="" type="checkbox"/>	<input type="checkbox"/>	<input type="checkbox"/>	<input checked="" type="checkbox"/>	<input checked="" type="checkbox"/>	<input checked="" type="checkbox"/>	86	A
Richard Lugar	R	<input type="checkbox"/>	<input type="checkbox"/>	<input type="checkbox"/>	<input checked="" type="checkbox"/>	<input checked="" type="checkbox"/>	<input checked="" type="checkbox"/>	<input type="checkbox"/>	<input checked="" type="checkbox"/>	<input type="checkbox"/>	<input type="checkbox"/>	<input checked="" type="checkbox"/>	<input checked="" type="checkbox"/>	<input checked="" type="checkbox"/>	<input checked="" type="checkbox"/>	57	C
IOWA																	
Chuck Grassley	R	<input type="checkbox"/>	<input type="checkbox"/>	<input type="checkbox"/>	<input checked="" type="checkbox"/>	<input checked="" type="checkbox"/>	<input type="checkbox"/>	<input type="checkbox"/>	<input checked="" type="checkbox"/>	<input type="checkbox"/>	<input type="checkbox"/>	<input type="checkbox"/>	<input type="checkbox"/>	<input type="checkbox"/>	<input checked="" type="checkbox"/>	29	D
Tom Harkin	D	<input checked="" type="checkbox"/>	<input checked="" type="checkbox"/>	<input checked="" type="checkbox"/>	<input checked="" type="checkbox"/>	<input checked="" type="checkbox"/>	<input checked="" type="checkbox"/>	<input checked="" type="checkbox"/>	<input checked="" type="checkbox"/>	<input checked="" type="checkbox"/>	<input checked="" type="checkbox"/>	<input type="checkbox"/>	<input checked="" type="checkbox"/>	<input checked="" type="checkbox"/>	<input checked="" type="checkbox"/>	93	A
KANSAS																	
Sam Brownback	R															N/R	
Pat Roberts	R	<input type="checkbox"/>	<input type="checkbox"/>	<input type="checkbox"/>	-	<input checked="" type="checkbox"/>	<input type="checkbox"/>	<input type="checkbox"/>	<input checked="" type="checkbox"/>	<input type="checkbox"/>	<input type="checkbox"/>	<input type="checkbox"/>	<input type="checkbox"/>	<input type="checkbox"/>	<input type="checkbox"/>	15	F
KENTUCKY																	
Jim Bunning	R	<input type="checkbox"/>	<input type="checkbox"/>	<input type="checkbox"/>	<input type="checkbox"/>	<input type="checkbox"/>	-	<input type="checkbox"/>	<input checked="" type="checkbox"/>	<input type="checkbox"/>	<input type="checkbox"/>	<input type="checkbox"/>	<input checked="" type="checkbox"/>	<input type="checkbox"/>	<input type="checkbox"/>	15	F
Mitch McConnell	R	<input type="checkbox"/>	<input type="checkbox"/>	<input type="checkbox"/>	<input type="checkbox"/>	<input type="checkbox"/>	<input type="checkbox"/>	<input type="checkbox"/>	<input checked="" type="checkbox"/>	<input type="checkbox"/>	<input type="checkbox"/>	<input type="checkbox"/>	<input type="checkbox"/>	<input type="checkbox"/>	<input type="checkbox"/>	7	F
LOUISIANA																	
Mary Landrieu	D	<input checked="" type="checkbox"/>	<input checked="" type="checkbox"/>	<input checked="" type="checkbox"/>	<input checked="" type="checkbox"/>	<input checked="" type="checkbox"/>	<input checked="" type="checkbox"/>	<input checked="" type="checkbox"/>	<input checked="" type="checkbox"/>	<input checked="" type="checkbox"/>	<input type="checkbox"/>	<input type="checkbox"/>	<input checked="" type="checkbox"/>	<input type="checkbox"/>	<input type="checkbox"/>	71	B
David Vitter	R	<input type="checkbox"/>	<input type="checkbox"/>	<input type="checkbox"/>	<input type="checkbox"/>	<input type="checkbox"/>	<input type="checkbox"/>	<input type="checkbox"/>	<input checked="" type="checkbox"/>	<input type="checkbox"/>	<input type="checkbox"/>	<input type="checkbox"/>	<input type="checkbox"/>	<input type="checkbox"/>	<input type="checkbox"/>	7	F

The Senate Votes

- Voted to fight poverty
- Voted against fighting poverty
- Did not vote

	Party	1	2	3	4	5	6	7	8	9	10	11	12	13	14	Score	Grade
MAINE																	
Susan Collins	R	■	□	■	■	■	■	□	■	□	■	□	■	■	■	71	B
Olympia Snowe	R	■	□	■	■	■	■	□	■	□	■	□	■	■	□	64	B
MARYLAND																	
Benjamin Cardin	D	■	■	■	■	■	■	■	■	■	■	■	■	■	■	100	A+
Barbara Mikulski	D	■	■	■	■	■	■	■	■	■	■	■	■	■	■	100	A+
MASSACHUSETTS																	
Edward Kennedy	D	■	■	■	■	■	■	■	■	■	■	■	–	–	■	100	A+
John Kerry	D	■	■	■	–	■	■	■	■	■	■	■	■	■	■	100	A+
MICHIGAN																	
Carl Levin	D	■	■	■	■	■	■	■	■	■	■	■	■	■	■	100	A+
Debbie Stabenow	D	■	■	■	■	■	■	■	■	■	□	■	■	■	□	86	A
MINNESOTA																	
Norm Coleman	R	■	□	□	■	■	■	□	■	□	□	□	□	■	□	43	C
Amy Klobuchar	D	■	■	■	■	■	■	■	■	■	□	□	■	■	■	86	A
MISSISSIPPI																	
Thad Cochran	R	□	□	□	■	□	■	□	■	□	□	□	■	□	□	29	D
Trent Lott	R	□	□	□	■	□	□	□	■	□	□	□	□	■	□	21	D
MISSOURI																	
Christopher Bond	R	□	□	□	□	■	□	□	■	□	□	□	■	□	□	21	D
Claire McCaskill	D	■	■	■	■	■	□	■	■	■	□	■	■	□	□	71	B
MONTANA																	
Max Baucus	D	■	■	■	■	■	■	■	■	■	□	□	□	□	□	64	B
Jon Tester	D	■	■	■	■	■	■	■	■	■	□	□	□	□	■	71	B
NEBRASKA																	
Chuck Hagel	R	□	□	□	□	□	□	□	■	□	■	■	■	■	■	43	C
Ben Nelson	D	■	■	■	■	■	■	■	■	■	□	□	■	■	■	86	A

1. H.R. 2, Fair Minimum Wage Act
2. H.R. 800, Employee Free Choice Act of 2007
3. S. Con. Res. 21, 2008 Congressional Budget Resolution
4. H.R. 2669, College Cost Reduction and Access Act
5. H.R. 976, Children's Health Insurance Program Reauthorization Act of 2007
6. H.R. 3043, Depts. of Labor, HHS and Education Appropriations Act, 2008
7. H.R. 3996, Tax Increase Prevention Act of 2007
8. H.R. 1429, Head Start for School Readiness Act
9. S. Amend. 583 to S. Con. Res. 21, the Estate Tax Amendment
10. S. Amend. 1234 to S. 1348, the Earned Income Tax Credit Amendment
11. S. Amend. 2355 to H.R. 2669, Regarding the Foreign-Born and Social Security
12. S. Amend. 3317 to H.R. 3093, Legal Services Funding
13. S. 2205, DREAM Act
14. S. Amend. 3695 to H.R. 2419, Dorgan-Grassley Amendment to Farm Bill of 2007

	Party	1	2	3	4	5	6	7	8	9	10	11	12	13	14	Score	Grade
NEVADA																	
John Ensign	R	<input type="checkbox"/>	<input type="checkbox"/>	<input type="checkbox"/>	<input checked="" type="checkbox"/>	<input type="checkbox"/>	<input type="checkbox"/>	<input type="checkbox"/>	<input checked="" type="checkbox"/>	<input type="checkbox"/>	<input type="checkbox"/>	<input type="checkbox"/>	<input type="checkbox"/>	<input type="checkbox"/>	<input checked="" type="checkbox"/>	21	D
Harry Reid	D	<input checked="" type="checkbox"/>	<input checked="" type="checkbox"/>	<input checked="" type="checkbox"/>	<input checked="" type="checkbox"/>	<input checked="" type="checkbox"/>	<input checked="" type="checkbox"/>	<input type="checkbox"/>	<input checked="" type="checkbox"/>	<input checked="" type="checkbox"/>	<input checked="" type="checkbox"/>	<input checked="" type="checkbox"/>	<input checked="" type="checkbox"/>	<input checked="" type="checkbox"/>	<input checked="" type="checkbox"/>	93	A
NEW HAMPSHIRE																	
Judd Gregg	R	<input type="checkbox"/>	<input type="checkbox"/>	<input type="checkbox"/>	<input type="checkbox"/>	<input type="checkbox"/>	<input type="checkbox"/>	<input type="checkbox"/>	<input checked="" type="checkbox"/>	<input type="checkbox"/>	<input type="checkbox"/>	<input type="checkbox"/>	<input checked="" type="checkbox"/>	<input type="checkbox"/>	<input type="checkbox"/>	14	F
John Sununu	R	<input type="checkbox"/>	<input type="checkbox"/>	-	<input checked="" type="checkbox"/>	<input checked="" type="checkbox"/>	<input type="checkbox"/>	<input type="checkbox"/>	<input checked="" type="checkbox"/>	<input type="checkbox"/>	<input type="checkbox"/>	<input type="checkbox"/>	<input checked="" type="checkbox"/>	<input type="checkbox"/>	<input checked="" type="checkbox"/>	38	D
NEW JERSEY																	
Frank Lautenberg	D	<input checked="" type="checkbox"/>	<input checked="" type="checkbox"/>	<input checked="" type="checkbox"/>	<input checked="" type="checkbox"/>	<input checked="" type="checkbox"/>	<input checked="" type="checkbox"/>	<input checked="" type="checkbox"/>	<input checked="" type="checkbox"/>	<input checked="" type="checkbox"/>	<input checked="" type="checkbox"/>	<input checked="" type="checkbox"/>	<input checked="" type="checkbox"/>	<input checked="" type="checkbox"/>	<input checked="" type="checkbox"/>	100	A+
Robert Menendez	D	<input checked="" type="checkbox"/>	<input checked="" type="checkbox"/>	<input checked="" type="checkbox"/>	<input checked="" type="checkbox"/>	<input checked="" type="checkbox"/>	<input checked="" type="checkbox"/>	<input checked="" type="checkbox"/>	<input checked="" type="checkbox"/>	<input checked="" type="checkbox"/>	<input checked="" type="checkbox"/>	<input checked="" type="checkbox"/>	<input checked="" type="checkbox"/>	<input checked="" type="checkbox"/>	<input checked="" type="checkbox"/>	100	A+
NEW MEXICO																	
Jeff Bingaman	D	<input checked="" type="checkbox"/>	<input checked="" type="checkbox"/>	<input checked="" type="checkbox"/>	<input checked="" type="checkbox"/>	<input checked="" type="checkbox"/>	<input checked="" type="checkbox"/>	<input checked="" type="checkbox"/>	<input checked="" type="checkbox"/>	<input checked="" type="checkbox"/>	<input checked="" type="checkbox"/>	<input checked="" type="checkbox"/>	<input checked="" type="checkbox"/>	<input checked="" type="checkbox"/>	<input checked="" type="checkbox"/>	100	A+
Pete Domenici	R	<input type="checkbox"/>	<input type="checkbox"/>	<input type="checkbox"/>	<input checked="" type="checkbox"/>	<input checked="" type="checkbox"/>	<input type="checkbox"/>	<input type="checkbox"/>	<input checked="" type="checkbox"/>	<input type="checkbox"/>	<input type="checkbox"/>	<input type="checkbox"/>	<input checked="" type="checkbox"/>	<input type="checkbox"/>	<input type="checkbox"/>	29	D
NEW YORK																	
Hillary Clinton	D															N/R	
Charles Schumer	D	<input checked="" type="checkbox"/>	<input checked="" type="checkbox"/>	<input checked="" type="checkbox"/>	<input checked="" type="checkbox"/>	<input checked="" type="checkbox"/>	<input checked="" type="checkbox"/>	<input checked="" type="checkbox"/>	<input checked="" type="checkbox"/>	<input checked="" type="checkbox"/>	<input checked="" type="checkbox"/>	<input checked="" type="checkbox"/>	<input checked="" type="checkbox"/>	<input checked="" type="checkbox"/>	<input checked="" type="checkbox"/>	100	A+
NORTH CAROLINA																	
Richard Burr	R	<input type="checkbox"/>	<input type="checkbox"/>	<input type="checkbox"/>	<input type="checkbox"/>	<input type="checkbox"/>	<input type="checkbox"/>	<input type="checkbox"/>	<input checked="" type="checkbox"/>	<input type="checkbox"/>	<input type="checkbox"/>	<input type="checkbox"/>	<input type="checkbox"/>	<input type="checkbox"/>	<input type="checkbox"/>	7	F
Elizabeth Dole	R	<input type="checkbox"/>	<input type="checkbox"/>	-	<input checked="" type="checkbox"/>	<input type="checkbox"/>	<input type="checkbox"/>	<input type="checkbox"/>	<input checked="" type="checkbox"/>	<input type="checkbox"/>	<input type="checkbox"/>	<input type="checkbox"/>	<input type="checkbox"/>	<input type="checkbox"/>	<input type="checkbox"/>	14	F
NORTH DAKOTA																	
Kent Conrad	D	<input checked="" type="checkbox"/>	<input checked="" type="checkbox"/>	<input checked="" type="checkbox"/>	<input checked="" type="checkbox"/>	<input checked="" type="checkbox"/>	<input checked="" type="checkbox"/>	<input checked="" type="checkbox"/>	<input checked="" type="checkbox"/>	<input checked="" type="checkbox"/>	<input type="checkbox"/>	<input type="checkbox"/>	<input checked="" type="checkbox"/>	<input type="checkbox"/>	<input type="checkbox"/>	71	B
Byron Dorgan	D	<input checked="" type="checkbox"/>	<input checked="" type="checkbox"/>	<input checked="" type="checkbox"/>	<input checked="" type="checkbox"/>	<input checked="" type="checkbox"/>	<input checked="" type="checkbox"/>	<input checked="" type="checkbox"/>	<input checked="" type="checkbox"/>	<input checked="" type="checkbox"/>	<input type="checkbox"/>	<input type="checkbox"/>	<input checked="" type="checkbox"/>	<input type="checkbox"/>	<input checked="" type="checkbox"/>	79	B
OHIO																	
Sherrod Brown	D	<input checked="" type="checkbox"/>	<input checked="" type="checkbox"/>	<input checked="" type="checkbox"/>	<input checked="" type="checkbox"/>	<input checked="" type="checkbox"/>	<input checked="" type="checkbox"/>	<input checked="" type="checkbox"/>	<input checked="" type="checkbox"/>	<input checked="" type="checkbox"/>	<input checked="" type="checkbox"/>	<input checked="" type="checkbox"/>	<input checked="" type="checkbox"/>	<input checked="" type="checkbox"/>	<input checked="" type="checkbox"/>	100	A+
George Voinovich	R	<input type="checkbox"/>	<input type="checkbox"/>	<input type="checkbox"/>	<input checked="" type="checkbox"/>	<input type="checkbox"/>	<input checked="" type="checkbox"/>	-	<input checked="" type="checkbox"/>	<input checked="" type="checkbox"/>	<input type="checkbox"/>	<input checked="" type="checkbox"/>	<input type="checkbox"/>	<input type="checkbox"/>	<input type="checkbox"/>	38	D
OKLAHOMA																	
Tom Coburn	R	<input type="checkbox"/>	<input type="checkbox"/>	-	<input type="checkbox"/>	<input type="checkbox"/>	<input type="checkbox"/>	<input type="checkbox"/>	<input checked="" type="checkbox"/>	<input type="checkbox"/>	<input type="checkbox"/>	<input type="checkbox"/>	<input type="checkbox"/>	<input type="checkbox"/>	<input type="checkbox"/>	8	F
James Inhofe	R	<input type="checkbox"/>	<input type="checkbox"/>	<input type="checkbox"/>	<input type="checkbox"/>	<input type="checkbox"/>	<input type="checkbox"/>	<input type="checkbox"/>	<input checked="" type="checkbox"/>	<input type="checkbox"/>	<input type="checkbox"/>	<input type="checkbox"/>	<input type="checkbox"/>	<input type="checkbox"/>	<input type="checkbox"/>	7	F

The Senate Votes

- Voted to fight poverty
- Voted against fighting poverty
- Did not vote

	Party	1	2	3	4	5	6	7	8	9	10	11	12	13	14	Score	Grade
OREGON																	
Gordon Smith	R	□	□	–	■	■	■	□	■	□	■	□	■	□	■	54	C
Ron Wyden	D	■	■	■	■	■	■	■	■	■	■	□	■	■	■	93	A
PENNSYLVANIA																	
Robert Casey, Jr.	D	■	■	■	■	■	■	■	■	■	■	■	■	■	■	100	A+
Arlen Specter	R	■	■	□	■	■	■	□	■	□	■	■	■	□	■	71	B
RHODE ISLAND																	
Jack Reed	D	■	■	■	■	■	■	■	■	■	■	■	■	■	■	100	A+
Sheldon Whitehouse	D	■	■	■	■	■	■	■	■	■	■	■	■	■	■	100	A+
SOUTH CAROLINA																	
Jim DeMint	R	□	□	□	□	□	□	□	■	□	□	□	□	□	□	7	F
Lindsey Graham	R	□	□	□	□	□	□	□	■	□	□	□	□	□	□	7	F
SOUTH DAKOTA																	
Tim Johnson	D															N/R	
John Thune	R	□	□	□	■	□	□	□	■	□	□	□	□	□	■	21	D
TENNESSEE																	
Lamar Alexander	R	□	□	□	■	■	□	□	■	□	□	□	□	□	□	21	D
Bob Corker	R	□	□	□	■	■	□	□	■	□	□	□	■	□	□	29	D
TEXAS																	
John Cornyn	R	□	□	□	■	□	□	□	■	□	□	□	■	□	□	21	D
Kay Bailey Hutchison	R	□	□	□	■	■	□	□	■	□	□	□	■	■	□	36	D
UTAH																	
Robert Bennett	R	□	□	□	■	□	□	□	■	□	□	□	□	■	□	21	D
Orrin Hatch	R	□	□	–	■	■	□	□	■	□	□	□	□	■	■	38	D
VERMONT																	
Patrick Leahy	D	■	■	■	■	■	■	■	■	■	■	■	■	■	□	93	A
Bernard Sanders	I	■	■	■	■	■	■	■	■	■	■	■	■	■	■	100	A+

1. H.R. 2, Fair Minimum Wage Act
2. H.R. 800, Employee Free Choice Act of 2007
3. S. Con. Res. 21, 2008 Congressional Budget Resolution
4. H.R. 2669, College Cost Reduction and Access Act
5. H.R. 976, Children's Health Insurance Program Reauthorization Act of 2007
6. H.R. 3043, Depts. of Labor, HHS and Education Appropriations Act, 2008
7. H.R. 3996, Tax Increase Prevention Act of 2007
8. H.R. 1429, Head Start for School Readiness Act

9. S. Amend. 583 to S. Con. Res. 21, the Estate Tax Amendment
10. S. Amend. 1234 to S. 1348, the Earned Income Tax Credit Amendment
11. S. Amend. 2355 to H.R. 2669, Regarding the Foreign-Born and Social Security
12. S. Amend. 3317 to H.R. 3093, Legal Services Funding
13. S. 2205, DREAM Act
14. S. Amend. 3695 to H.R. 2419, Dorgan-Grassley Amendment to Farm Bill of 2007

	Party	1	2	3	4	5	6	7	8	9	10	11	12	13	14	Score	Grade
VIRGINIA																	
John Warner	R	■	□	□	■	■	□	□	■	□	□	□	-	□	■	38	D
Jim Webb	D	■	■	■	■	■	■	■	■	■	■	■	■	■	■	100	A+
WASHINGTON																	
Maria Cantwell	D	■	■	■	■	■	■	■	■	■	■	■	■	■	■	100	A+
Patty Murray	D	■	■	■	■	■	■	■	■	■	■	■	■	■	■	100	A+
WEST VIRGINIA																	
Robert Byrd	D	■	■	■	■	■	■	■	■	■	□	■	■	□	■	86	A
John Rockefeller, IV	D	■	■	■	■	■	■	■	■	■	□	□	■	■	□	79	B
WISCONSIN																	
Russell Feingold	D	■	■	■	■	■	■	■	■	■	■	■	■	■	■	100	A+
Herb Kohl	D	■	■	■	■	■	■	■	■	■	■	■	■	■	■	100	A+
WYOMING																	
John Barrasso	R															N/R	
Michael Enzi	R	□	□	□	■	□	□	□	■	□	□	□	□	□	■	21	D

The House Votes

- Voted to fight poverty
- Voted against fighting poverty
- Did not vote

	District	Party	1	2	3	4	5	6	7	8	9	10	11	12	13	14	15	Score	Grade
ALABAMA																			
Jo Bonner	1	R	■	□	□	□	□	□	□	■	□	□	■	□	□	□	■	27	D
Terry Everett	2	R	■	□	□	–	□	–	–	■	□	□	■	□	□	□	■	33	D
Mike Rogers	3	R	■	□	□	■	□	■	□	■	□	□	■	□	□	□	■	40	C
Robert Aderholt	4	R	■	□	□	■	□	□	□	■	□	□	■	□	□	■	■	40	C
Robert “Bud” Cramer	5	D	■	■	■	■	■	■	■	■	■	□	■	□	■	■	■	87	A
Spencer Bachus	6	R	■	□	□	□	□	□	□	■	□	□	■	□	□	□	■	27	D
Artur Davis	7	D	■	■	■	■	■	■	■	■	■	■	■	■	■	■	–	100	A+
ALASKA																			
Donald Young		R	■	■	□	–	■	■	□	■	□	–	–	■	■	□	□	58	C
ARIZONA																			
Rick Renzi	1	R	■	□	□	■	■	□	□	■	■	□	■	□	■	□	■	53	C
Trent Franks	2	R	□	□	□	□	□	□	□	□	□	□	□	□	□	□	□	0	F-
John Shadegg	3	R	□	□	□	□	□	□	□	□	□	□	□	□	□	□	□	0	F-
Ed Pastor	4	D	■	■	■	■	■	■	■	■	■	■	■	■	■	■	■	100	A+
Harry Mitchell	5	D	■	■	□	■	■	■	□	–	■	□	■	■	■	□	■	71	B
Jeff Flake	6	R	□	□	□	□	□	□	□	□	□	□	□	□	□	□	□	0	F-
Raul Grijalva	7	D	■	■	■	■	■	■	■	■	■	■	■	■	■	■	■	100	A+
Gabrielle Giffords	8	D	■	■	■	■	■	■	■	–	■	□	■	■	■	■	■	93	A
ARKANSAS																			
Marion Berry	1	D	■	■	■	■	■	■	■	■	■	■	■	■	■	■	■	100	A+
Vic Snyder	2	D	■	■	■	■	■	■	■	■	■	■	■	■	■	■	■	100	A+
John Boozman	3	R	■	□	□	■	□	□	□	■	□	□	■	□	□	□	■	33	D
Mike Ross	4	D	■	■	■	■	■	■	■	■	■	□	■	■	■	■	■	93	A
CALIFORNIA																			
Mike Thompson	1	D	■	■	■	■	■	■	■	■	■	■	■	■	■	■	■	100	A+
Wally Herger	2	R	□	□	□	□	□	□	□	■	□	□	□	□	□	□	■	13	F
Daniel Lungren	3	R	□	□	□	□	□	□	–	■	□	□	■	□	□	□	■	21	D
John Doolittle	4	R	□	□	□	□	□	□	□	□	□	□	□	□	□	□	–	0	F-
Doris Matsui	5	D	■	■	■	■	■	■	■	■	■	■	■	■	■	■	■	100	A+
Lynn Woolsey	6	D	■	■	■	–	■	■	■	■	■	■	■	■	■	■	■	100	A+

1. H.R. 2, Fair Minimum Wage Act of 2007
2. H.R. 800, Employee Free Choice Act of 2007
3. S. Con. Res. 21, 2008 Congressional Budget Resolution
4. H.R. 2669, College Cost Reduction and Access Act
5. H.R. 976, Children's Health Insurance Program Reauthorization Act of 2007
6. H.R. 3043, Depts. of Labor, HHS and Education Appropriations Act, 2008
7. H.R. 3996, Tax Increase Prevention Act of 2007
8. H.R. 1429, Head Start for School Readiness Act

9. H.R. 1227, Gulf Cost Hurricane Housing Recovery Act of 2007
10. H.R. 1851, Capito Amendment to H.R. 1851
11. H.R. 1851, Section 8 Voucher Reform Act of 2007 (SEVRA)
12. H.R. 2831, Lilly Ledbetter Fair Pay Act of 2007
13. H.R. 2895, National Affordable Housing Trust Fund Act of 2007
14. H.R. 3920, Trade and Globalization Act of 2007
15. H.R. 1593, Second Chance Act of 2007

	District	Party	1	2	3	4	5	6	7	8	9	10	11	12	13	14	15	Score	Grade
CALIFORNIA CONTINUED																			
George Miller	7	D	■	■	■	■	■	■	■	■	■	■	■	■	■	■	■	100	A+
Nancy Pelosi	8	D																N/R	
Barbara Lee	9	D	■	■	■	■	■	■	■	■	■	■	■	■	■	■	■	100	A+
Ellen Tauscher	10	D	■	■	■	■	■	■	■	■	■	■	■	■	■	■	■	100	A+
Jerry McNerney	11	D	■	■	■	■	■	■	■	■	■	□	■	■	■	■	■	93	A
Tom Lantos	12	D	■	■	■	■	■	■	■	■	■	■	■	■	■	■	■	100	A+
Fortney Pete Stark	13	D	■	■	-	■	■	-	■	■	■	■	■	■	■	■	■	100	A+
Anna Eshoo	14	D	■	■	■	■	■	■	■	■	■	■	■	■	■	■	■	100	A+
Mike Honda	15	D	■	■	■	■	■	■	■	■	■	■	■	■	■	■	■	100	A+
Zoe Lofgren	16	D	■	■	■	■	■	■	■	■	■	■	■	■	■	■	■	100	A+
Sam Farr	17	D	■	■	■	■	■	■	■	■	■	■	■	■	■	■	■	100	A+
Dennis Cardoza	18	D	■	■	■	■	■	■	■	■	■	■	■	■	■	■	■	100	A+
George Radanovich	19	R	□	□	□	□	□	□	□	■	□	-	-	□	□	□	■	15	F
Jim Costa	20	D	■	■	■	■	■	■	■	■	■	■	■	■	■	■	■	100	A+
Devin Nunes	21	R	□	□	□	□	□	□	-	■	■	□	■	□	□	□	■	29	D
Kevin McCarthy	22	R	□	□	□	■	□	□	□	■	□	□	■	□	□	□	■	27	D
Lois Capps	23	D	■	■	■	■	■	■	■	■	■	■	■	■	■	■	■	100	A+
Elton Gallegly	24	R	□	□	□	□	□	□	□	■	□	□	□	□	□	□	□	7	F
Buck McKeon	25	R	□	□	□	□	□	□	□	■	□	□	□	□	□	□	□	7	F
David Dreier	26	R	□	□	□	□	□	□	□	■	□	□	□	□	□	□	■	13	F
Brad Sherman	27	D	■	■	■	■	■	■	■	■	■	■	■	■	■	■	■	100	A+
Howard Berman	28	D	■	■	■	■	■	■	■	■	■	■	■	■	■	■	■	100	A+
Adam Schiff	29	D	■	■	■	■	■	■	■	■	■	■	■	■	■	-	■	100	A+
Henry Waxman	30	D	■	■	■	■	■	■	■	■	■	■	■	■	■	■	■	100	A+
Xavier Becerra	31	D	■	■	■	■	■	■	■	■	■	■	■	■	■	■	■	100	A+
Hilda Solis	32	D	■	■	■	■	■	■	■	■	■	■	■	■	■	■	■	100	A+
Diane Watson	33	D	■	■	■	-	■	■	■	■	■	■	■	■	■	■	■	100	A+
Lucille Roybal-Allard	34	D	■	■	■	■	■	■	■	-	■	■	■	■	■	■	■	100	A+
Maxine Waters	35	D	■	■	■	-	■	■	■	■	■	■	■	■	■	■	-	100	A+
Jane Harman	36	D	■	■	-	■	■	■	■	■	■	□	■	■	■	■	■	93	A

The House Votes

- Voted to fight poverty
- Voted against fighting poverty
- Did not vote

	District	Party	1	2	3	4	5	6	7	8	9	10	11	12	13	14	15	Score	Grade
CALIFORNIA CONTINUED																			
Laura Richardson	37	D																N/R	
Grace Napolitano	38	D	■	■	■	■	■	■	■	■	■	■	■	■	■	■	■	100	A+
Linda Sanchez	39	D	■	■	■	■	■	■	■	■	■	■	–	■	■	■	■	100	A+
Ed Royce	40	R	□	□	□	–	□	□	□	□	□	□	□	□	□	□	□	0	F-
Jerry Lewis	41	R	□	□	□	□	□	□	□	■	■	□	□	□	□	□	□	13	F
Gary Miller	42	R	–	□	□	□	□	□	□	□	□	□	■	□	–	□	□	8	F
Joe Baca	43	D	■	■	■	■	■	■	■	■	■	■	■	■	■	■	■	100	A+
Ken Calvert	44	R	□	□	□	□	□	□	□	■	□	□	□	□	□	□	■	13	F
Mary Bono	45	R	■	□	□	■	■	–	□	■	□	□	□	□	□	□	■	36	D
Dana Rohrabacher	46	R	□	□	□	□	□	□	□	□	□	□	□	□	□	□	□	0	F-
Loretta Sanchez	47	D	■	■	■	–	■	■	■	■	■	■	■	■	–	■	–	100	A+
John Campbell	48	R	□	□	□	□	□	□	□	□	□	□	□	□	□	□	■	7	F
Darrell Issa	49	R	□	□	□	□	□	□	□	■	□	□	□	□	□	□	■	13	F
Brian Bilbray	50	R	□	□	□	□	□	□	□	■	□	□	■	□	□	□	■	20	D
Bob Filner	51	D	■	■	■	■	■	■	■	■	■	■	■	■	■	■	■	100	A+
Duncan Hunter	52	R	□	□	□	□	□	□	□	■	□	□	■	□	□	■	□	20	D
Susan Davis	53	D	■	■	■	■	■	■	■	■	■	■	■	■	■	■	■	100	A+
COLORADO																			
Diana DeGette	1	D	■	■	■	■	■	■	■	■	■	■	■	■	■	■	■	100	A+
Mark Udall	2	D	■	■	■	■	■	■	■	■	■	□	■	■	■	■	■	93	A
John Salazar	3	D	■	■	■	–	■	■	■	■	■	■	■	■	■	■	■	100	A+
Marilyn Musgrave	4	R	□	□	□	□	□	□	□	■	□	□	□	□	□	□	■	13	F
Doug Lamborn	5	R	□	□	□	□	□	□	□	□	□	□	□	□	□	□	□	0	F-
Tom Tancredo	6	R	□	□	□	–	□	□	□	□	□	–	–	–	□	□	■	9	F
Ed Perlmutter	7	D	■	■	■	■	■	■	■	■	■	□	■	■	■	■	■	93	A
CONNECTICUT																			
John Larson	1	D	■	■	■	■	■	■	■	■	■	■	■	■	■	■	■	100	A+
Joe Courtney	2	D	■	■	■	■	■	■	■	■	■	■	■	■	■	■	■	100	A+
Rosa DeLauro	3	D	■	■	■	■	■	■	■	■	■	■	■	■	■	■	■	100	A+
Christopher Shays	4	R	■	■	–	–	■	■	□	■	■	□	■	■	■	■	■	85	A

1. H.R. 2, Fair Minimum Wage Act of 2007
2. H.R. 800, Employee Free Choice Act of 2007
3. S. Con. Res. 21, 2008 Congressional Budget Resolution
4. H.R. 2669, College Cost Reduction and Access Act
5. H.R. 976, Children's Health Insurance Program Reauthorization Act of 2007
6. H.R. 3043, Depts. of Labor, HHS and Education Appropriations Act, 2008
7. H.R. 3996, Tax Increase Prevention Act of 2007
8. H.R. 1429, Head Start for School Readiness Act

9. H.R. 1227, Gulf Cost Hurricane Housing Recovery Act of 2007
10. H.R. 1851, Capito Amendment to H.R. 1851
11. H.R. 1851, Section 8 Voucher Reform Act of 2007 (SEVRA)
12. H.R. 2831, Lilly Ledbetter Fair Pay Act of 2007
13. H.R. 2895, National Affordable Housing Trust Fund Act of 2007
14. H.R. 3920, Trade and Globalization Act of 2007
15. H.R. 1593, Second Chance Act of 2007

	District	Party	1	2	3	4	5	6	7	8	9	10	11	12	13	14	15	Score	Grade
CONNECTICUT CONTINUED																			
Christopher Murphy	5	D	■	■	■	■	■	■	■	■	■	■	■	■	■	■	■	100	A+
DELAWARE																			
Michael Castle		R	■	□	□	■	■	■	□	■	■	□	■	□	■	□	■	60	B
FLORIDA																			
Jeff Miller	1	R	□	□	□	□	□	□	□	□	□	□	□	□	□	□	□	0	F-
Allen Boyd	2	D	■	■	■	–	■	■	■	■	□	■	□	■	■	■	■	86	A
Corrine Brown	3	D	■	■	■	■	■	■	■	■	■	■	■	■	■	■	■	100	A+
Ander Crenshaw	4	R	■	□	□	□	□	□	–	■	□	□	■	□	□	□	■	29	D
Virginia Brown-Waite	5	R	■	□	□	■	□	□	□	■	□	□	■	□	□	□	■	33	D
Clifford Stearns	6	R	■	□	□	■	□	□	□	□	□	□	□	□	□	□	■	20	D
John Mica	7	R	□	□	□	□	□	□	□	■	□	□	□	–	□	□	□	7	F
Ric Keller	8	R	■	□	□	■	□	■	□	■	□	□	□	□	□	□	■	33	D
Gus Bilirakis	9	R	■	□	□	■	□	■	□	■	■	□	■	□	□	□	■	47	C
C.W. Bill Young	10	R	■	□	□	□	■	■	□	■	–	□	■	□	□	□	□	36	D
Kathy Castor	11	D	■	■	■	■	■	■	■	■	■	■	■	■	■	■	■	100	A+
Adam Putnam	12	R	□	□	□	□	□	□	□	■	□	□	□	□	□	□	□	7	F
Vern Buchanan	13	R	■	□	□	■	■	■	□	■	■	□	■	□	□	□	■	53	C
Connie Mack	14	R	□	□	□	□	□	–	□	□	□	□	□	□	□	□	■	7	F
Dave Weldon	15	R	□	□	□	□	□	□	□	□	□	□	□	□	□	□	■	7	F
Tim Mahoney	16	D	■	■	■	■	■	■	□	■	■	□	■	□	■	■	■	80	A
Kendrick Meek	17	D	■	■	■	■	■	■	■	■	■	■	■	■	■	■	■	100	A+
Ileana Ros-Lehtinen	18	R	■	□	□	■	□	■	□	■	■	■	■	□	■	□	■	60	B
Robert Wexler	19	D	■	■	■	■	■	■	■	■	■	■	■	■	■	■	–	100	A+
Debbie Wasserman Schultz	20	D	■	■	■	■	■	■	■	■	■	■	■	■	■	–	■	100	A+
Lincoln Diaz-Balart	21	R	■	□	□	■	□	■	□	■	■	■	■	□	■	□	■	60	B
Ron Klein	22	D	■	■	■	■	■	■	■	■	■	□	■	■	■	■	■	93	A
Alcee Hastings	23	D	■	■	■	■	■	■	■	■	■	■	■	■	■	■	■	100	A+
Tom Feeney	24	R	□	□	□	□	□	□	□	■	□	□	□	□	□	□	■	13	F
Mario Diaz-Balart	25	R	■	□	□	■	□	■	□	–	■	■	■	□	■	□	■	57	C

The House Votes

- Voted to fight poverty
- Voted against fighting poverty
- Did not vote

	District	Party	1	2	3	4	5	6	7	8	9	10	11	12	13	14	15	Score	Grade
GEORGIA																			
Jack Kingston	1	R	□	□	□	–	□	□	□	■	□	□	□	□	□	□	□	7	F
Sanford Bishop, Jr.	2	D	■	■	■	■	■	■	■	■	■	■	■	■	■	■	–	100	A+
Lynn Westmoreland	3	R	□	□	□	□	□	□	□	–	□	□	□	□	□	□	□	0	F-
Hank Johnson	4	D	■	■	■	■	■	■	■	■	■	■	■	■	■	■	■	100	A+
John Lewis	5	D	■	■	■	■	■	■	■	■	■	■	■	■	■	■	■	100	A+
Tom Price	6	R	□	□	□	□	□	□	□	□	□	□	□	□	□	□	□	0	F-
John Linder	7	R	□	□	□	–	□	□	□	■	□	□	□	□	□	□	□	7	F
Jim Marshall	8	D	■	■	□	■	□	■	■	■	■	□	■	■	■	■	■	80	A
Nathan Deal	9	R	□	□	□	□	□	□	□	■	–	□	□	□	□	□	□	7	F
Paul Broun	10	R																N/R	
Phil Gingrey	11	R	□	□	□	□	□	□	□	■	□	□	□	□	□	□	□	7	F
John Barrow	12	D	■	■	□	■	■	■	□	■	■	□	■	■	■	■	■	80	A
David Scott	13	D	■	■	■	■	■	■	■	■	■	■	■	■	■	■	■	100	A+
HAWAII																			
Neil Abercrombie	1	D	■	■	■	■	■	■	■	■	■	■	■	■	■	■	–	100	A+
Mazie Hirono	2	D	■	■	■	■	■	■	■	■	■	■	■	■	■	■	■	100	A+
IDAHO																			
Bill Sali	1	R	□	□	□	□	□	□	□	□	□	■	□	□	□	□	■	13	F
Mike Simpson	2	R	■	□	□	■	■	■	□	■	■	□	■	□	■	□	■	60	B
ILLINOIS																			
Bobby Rush	1	D	■	■	■	■	■	■	■	■	■	■	■	■	■	■	■	100	A+
Jesse Jackson, Jr.	2	D	■	■	■	■	■	■	■	■	■	■	■	■	■	■	■	100	A+
Daniel Lipinski	3	D	■	■	■	■	■	■	■	■	■	□	■	■	■	■	■	93	A
Luis Gutierrez	4	D	■	■	■	■	■	■	■	■	■	■	■	■	■	■	■	100	A+
Rahm Emanuel	5	D	■	■	■	■	■	■	■	■	■	■	■	■	■	■	■	100	A+
Peter Roskam	6	R	□	□	□	□	□	□	□	■	□	□	■	□	□	□	■	20	D
Danny Davis	7	D	■	■	■	■	■	■	■	■	■	■	■	■	■	■	■	100	A+
Melissa Bean	8	D	■	■	□	■	■	■	□	■	■	□	■	■	–	■	■	79	B
Jan Schakowsky	9	D	■	■	■	■	■	■	■	■	■	■	■	■	■	■	■	100	A+
Mark Kirk	10	R	■	□	□	■	■	■	□	■	■	□	■	□	□	□	■	53	C

1. H.R. 2, Fair Minimum Wage Act of 2007
2. H.R. 800, Employee Free Choice Act of 2007
3. S. Con. Res. 21, 2008 Congressional Budget Resolution
4. H.R. 2669, College Cost Reduction and Access Act
5. H.R. 976, Children's Health Insurance Program Reauthorization Act of 2007
6. H.R. 3043, Depts. of Labor, HHS and Education Appropriations Act, 2008
7. H.R. 3996, Tax Increase Prevention Act of 2007
8. H.R. 1429, Head Start for School Readiness Act

9. H.R. 1227, Gulf Cost Hurricane Housing Recovery Act of 2007
10. H.R. 1851, Capito Amendment to H.R. 1851
11. H.R. 1851, Section 8 Voucher Reform Act of 2007 (SEVRA)
12. H.R. 2831, Lilly Ledbetter Fair Pay Act of 2007
13. H.R. 2895, National Affordable Housing Trust Fund Act of 2007
14. H.R. 3920, Trade and Globalization Act of 2007
15. H.R. 1593, Second Chance Act of 2007

	District	Party	1	2	3	4	5	6	7	8	9	10	11	12	13	14	15	Score	Grade
ILLINOIS CONTINUED																			
Jerry Weller	11	R	■	□	□	–	□	–	□	–	■	□	■	□	■	–	□	36	D
Jerry Costello	12	D	■	■	■	■	■	■	■	■	■	■	■	■	■	■	■	100	A+
Judy Biggert	13	R	■	□	□	■	□	■	□	■	■	□	■	□	□	□	■	47	C
Vacant	14																		
Timothy Johnson	15	R	■	□	□	■	□	■	□	■	■	□	□	□	–	■	–	46	C
Donald Manzullo	16	R	□	□	□	□	□	□	□	■	□	□	□	□	□	■	□	13	F
Phil Hare	17	D	■	■	■	■	■	■	■	■	■	■	■	■	■	■	■	100	A+
Ray LaHood	18	R	■	□	□	■	■	–	–	■	■	□	■	–	■	■	–	73	B
John Shimkus	19	R	■	□	□	–	□	□	□	■	■	□	■	□	■	□	■	43	C
INDIANA																			
Peter Visclosky	1	D	■	■	■	■	■	■	■	■	■	■	■	■	■	■	■	100	A+
Joe Donnelly	2	D	■	■	□	■	■	■	■	■	■	□	■	■	■	■	■	87	A
Mark Souder	3	R	□	□	□	□	□	□	□	■	□	□	■	□	□	■	■	27	D
Steve Buyer	4	R	–	□	□	■	□	□	–	■	■	□	□	□	–	□	■	33	D
Dan Burton	5	R	□	□	□	□	□	□	□	□	□	□	□	□	□	□	■	7	F
Mike Pence	6	R	□	□	□	□	□	□	□	□	–	□	□	□	□	□	■	7	F
Vacant	7																		
Brad Ellsworth	8	D	■	■	□	–	■	■	■	■	■	□	■	■	■	■	■	86	A
Baron Hill	9	D	■	■	□	–	■	■	■	■	■	□	■	■	■	■	■	86	A
IOWA																			
Bruce Braley	1	D	■	■	■	■	■	■	■	■	■	■	■	■	■	■	■	100	A+
David Loebsack	2	D	■	■	■	■	■	■	■	■	■	■	■	■	■	■	■	100	A+
Leonard Boswell	3	D	■	■	■	■	■	■	■	■	■	□	■	■	■	■	■	93	A
Tom Latham	4	R	■	□	□	□	■	□	□	■	■	□	■	□	□	□	■	40	C
Steve King	5	R	□	□	□	□	□	□	□	■	□	□	□	□	–	□	□	7	F
KANSAS																			
Jerry Moran	1	R	■	□	□	■	■	□	□	■	□	□	■	□	□	□	■	40	C
Nancy Boyda	2	D	■	■	■	■	■	■	■	■	■	□	■	□	■	■	■	87	A
Dennis Moore	3	D	■	■	■	■	■	■	■	■	■	□	■	■	■	■	■	93	A
Todd Tiahrt	4	R	□	□	□	■	□	□	□	■	□	□	■	□	□	□	□	20	D

The House Votes

- Voted to fight poverty
- Voted against fighting poverty
- Did not vote

	District	Party	1	2	3	4	5	6	7	8	9	10	11	12	13	14	15	Score	Grade
KENTUCKY																			
Ed Whitfield	1	R	■	□	□	■	□	■	□	■	■	□	■	□	■	□	■	53	C
Ron Lewis	2	R	□	□	–	□	□	□	□	■	□	□	■	□	□	□	□	4	F
John Yarmuth	3	D	■	■	■	■	■	■	■	■	■	■	■	■	■	■	■	100	A+
Geoff Davis	4	R	■	□	□	□	□	□	□	■	■	□	■	□	□	□	■	33	D
Harold Rogers	5	R	■	□	□	■	□	□	□	■	■	□	■	□	–	□	■	43	C
Ben Chandler	6	D	■	■	■	■	■	■	■	■	■	□	■	■	■	■	■	93	A
LOUISIANA																			
Bobby Jindal	1	R																N/R	
William Jefferson	2	D	■	–	■	■	■	■	■	■	■	■	■	■	■	■	–	100	A+
Charlie Melancon	3	D	■	■	■	■	■	■	■	■	■	□	■	■	■	■	■	93	A
Jim McCreery	4	R	□	□	□	□	□	□	□	■	■	–	–	□	□	□	■	23	D
Rodney Alexander	5	R	■	□	□	□	□	□	□	■	■	□	■	□	□	–	■	36	D
Richard Baker	6	R	□	□	□	–	□	□	□	■	■	□	■	□	–	□	■	31	D
Charles Boustany	7	R	□	□	□	□	□	□	□	–	■	□	■	□	□	□	■	21	D
MAINE																			
Tom Allen	1	D	■	■	■	■	■	■	■	■	■	■	■	■	■	■	■	100	A+
Michael Michaud	2	D	■	■	■	■	■	■	■	■	■	■	■	■	■	■	■	100	A+
MARYLAND																			
Wayne Gilchrest	1	R	■	□	□	■	■	■	□	■	■	□	■	–	■	□	■	64	B
C.A. Dutch Ruppersberger	2	D	■	■	■	■	■	■	■	■	■	■	■	■	■	■	■	100	A+
John Sarbanes	3	D	■	■	■	■	■	■	■	■	■	■	■	■	■	■	■	100	A+
Albert Wynn	4	D	■	■	■	■	■	■	■	■	■	■	■	■	■	■	■	100	A+
Steny Hoyer	5	D	■	■	■	■	■	■	■	■	■	■	■	■	■	■	■	100	A+
Roscoe Bartlett	6	R	□	□	□	□	□	□	□	■	□	□	□	□	□	□	■	13	F
Elijah Cummings	7	D	■	■	■	■	■	■	■	■	■	■	■	■	■	■	■	100	A+
Chris Van Hollen	8	D	■	■	■	■	■	–	■	■	■	■	■	■	■	■	■	100	A+
MASSACHUSETTS																			
John Olver	1	D	■	■	■	■	■	■	■	■	■	■	■	■	■	■	■	100	A+
Richard Neal	2	D	■	■	■	■	■	■	■	■	■	■	■	■	■	■	■	100	A+
James McGovern	3	D	■	■	■	■	■	■	■	■	■	■	■	■	■	■	■	100	A+

1. H.R. 2, Fair Minimum Wage Act of 2007
2. H.R. 800, Employee Free Choice Act of 2007
3. S. Con. Res. 21, 2008 Congressional Budget Resolution
4. H.R. 2669, College Cost Reduction and Access Act
5. H.R. 976, Children's Health Insurance Program Reauthorization Act of 2007
6. H.R. 3043, Depts. of Labor, HHS and Education Appropriations Act, 2008
7. H.R. 3996, Tax Increase Prevention Act of 2007
8. H.R. 1429, Head Start for School Readiness Act

9. H.R. 1227, Gulf Cost Hurricane Housing Recovery Act of 2007
10. H.R. 1851, Capito Amendment to H.R. 1851
11. H.R. 1851, Section 8 Voucher Reform Act of 2007 (SEVRA)
12. H.R. 2831, Lilly Ledbetter Fair Pay Act of 2007
13. H.R. 2895, National Affordable Housing Trust Fund Act of 2007
14. H.R. 3920, Trade and Globalization Act of 2007
15. H.R. 1593, Second Chance Act of 2007

	District	Party	1	2	3	4	5	6	7	8	9	10	11	12	13	14	15	Score	Grade
MASSACHUSETTS CONTINUED																			
Barney Frank	4	D	■	■	■	■	■	■	■	■	■	■	■	■	■	■	■	100	A+
Niki Tsongas	5	D																N/R	
John Tierney	6	D	■	■	■	■	■	■	■	■	■	■	■	■	■	■	■	100	A+
Ed Markey	7	D	■	■	■	■	■	■	■	■	■	■	■	■	■	■	■	100	A+
Michael Capuano	8	D	■	■	■	■	■	■	■	■	■	■	■	■	■	■	■	100	A+
Stephen Lynch	9	D	■	■	■	■	—	■	■	■	■	■	■	■	■	■	■	100	A+
William Delahunt	10	D	■	■	■	■	■	■	■	■	■	■	■	■	■	■	■	100	A+
MICHIGAN																			
Bart Stupak	1	D	■	■	■	■	■	■	■	■	■	■	■	■	■	■	■	100	A+
Pete Hoekstra	2	R	□	□	□	□	□	□	□	■	□	□	□	□	□	■	■	20	D
Vernon Ehlers	3	R	■	□	□	□	■	■	□	■	■	□	■	□	□	■	□	47	C
Dave Camp	4	R	□	□	□	■	□	□	□	■	□	□	■	□	□	■	■	33	D
Dale Kildee	5	D	■	■	■	■	■	■	■	■	■	■	■	■	■	■	■	100	A+
Frederick Upton	6	R	■	□	□	■	■	■	□	■	■	□	■	□	■	■	■	67	B
Timothy Walberg	7	R	□	□	□	□	□	□	□	□	□	□	□	□	□	■	■	13	F
Mike Rogers	8	R	□	□	□	■	□	□	□	■	■	□	■	□	□	■	■	40	C
Joseph Knollenberg	9	R	—	□	□	■	□	□	□	■	■	□	■	□	□	■	■	43	C
Candice Miller	10	R	■	□	□	■	■	■	□	■	□	□	■	□	■	■	□	53	C
Thaddeus McCotter	11	R	■	■	□	■	□	□	□	■	□	□	■	□	□	■	■	47	C
Sander Levin	12	D	■	■	■	■	■	■	■	■	■	■	■	■	■	■	■	100	A+
Carolyn Kilpatrick	13	D	■	■	■	■	■	■	■	■	■	■	■	■	■	■	■	100	A+
John Conyers, Jr.	14	D	■	■	■	■	■	■	■	■	■	■	■	■	■	■	■	100	A+
John Dingell	15	D	■	■	■	■	■	■	■	■	■	■	■	■	■	■	■	100	A+
MINNESOTA																			
Timothy Walz	1	D	■	■	■	■	■	■	■	■	■	■	■	■	■	■	■	100	A+
John Kline	2	R	□	□	□	□	□	□	□	■	□	□	□	□	□	□	□	7	F
Jim Ramstad	3	R	■	□	□	■	■	■	□	■	■	□	■	□	■	□	■	60	B
Betty McCollum	4	D	■	■	■	■	■	■	—	■	■	■	■	■	■	■	■	100	A+
Keith Ellison	5	D	■	■	■	■	■	■	■	■	■	■	■	■	■	■	■	100	A+
Michele Bachmann	6	R	□	□	□	□	□	□	□	■	□	□	■	□	□	□	■	20	D

The House Votes

- Voted to fight poverty
- Voted against fighting poverty
- Did not vote

	District	Party	1	2	3	4	5	6	7	8	9	10	11	12	13	14	15	Score	Grade
MINNESOTA CONTINUED																			
Collin Peterson	7	D	■	■	■	■	■	■	■	■	■	□	■	■	■	■	■	93	A
James Oberstar	8	D	■	■	■	■	■	–	–	–	■	■	■	■	■	■	–	100	A+
MISSISSIPPI																			
Roger Wicker	1	R	□	□	□	□	□	□	□	■	■	□	□	□	□	□	□	13	F
Bennie Thompson	2	D	■	■	■	■	■	■	■	■	■	■	■	■	■	■	■	100	A+
Charles “Chip” Pickering	3	R	□	–	□	–	□	■	□	■	■	□	■	□	■	□	■	46	C
Gene Taylor	4	D	■	□	□	■	□	■	□	■	■	□	■	■	■	■	–	64	B
MISSOURI																			
William “Lacy” Clay	1	D	■	■	■	■	■	■	■	■	■	■	■	■	■	■	■	100	A+
Todd Akin	2	R	□	□	□	□	□	□	□	□	□	□	□	□	□	□	□	0	F-
Russ Carnahan	3	D	■	■	■	■	■	■	■	■	■	■	■	■	■	■	■	100	A+
Ike Skelton	4	D	■	■	■	■	■	■	■	■	■	□	■	■	■	■	■	93	A
Emanuel Cleaver	5	D	■	■	■	■	■	■	■	■	■	■	■	■	■	■	■	100	A+
Sam Graves	6	R	□	□	□	■	□	■	□	■	□	□	□	□	□	■	■	33	D
Roy Blunt	7	R	□	□	□	□	□	□	□	■	□	□	□	□	□	□	■	13	F
Jo Ann Emerson	8	R	■	□	□	■	■	■	□	■	■	□	■	□	■	□	■	60	B
Kenny Hulshof	9	R	■	□	□	–	□	■	□	■	□	□	■	□	□	□	■	36	D
MONTANA																			
Dennis Rehberg		R	□	□	□	■	■	■	□	■	□	□	■	□	□	□	■	40	C
NEBRASKA																			
Jeff Fortenberry	1	R	□	□	□	■	□	■	□	■	■	□	■	□	□	□	■	40	C
Lee Terry	2	R	□	□	□	□	□	□	□	■	□	□	■	□	■	□	■	27	D
Adrian Smith	3	R	□	□	□	□	□	□	□	■	□	□	■	□	□	□	■	20	D
NEVADA																			
Shelley Berkley	1	D	■	■	■	■	■	■	■	■	■	–	–	■	■	■	■	100	A+
Dean Heller	2	R	□	□	□	■	□	□	□	■	■	□	■	□	□	□	■	33	D
Jon Porter	3	R	□	□	□	■	■	■	□	■	■	□	■	□	■	□	■	53	C
NEW HAMPSHIRE																			
Carol Shea-Porter	1	D	■	■	■	■	■	■	■	■	■	■	■	■	■	■	■	100	A+
Paul Hodes	2	D	■	■	■	■	■	■	■	■	■	□	■	■	■	■	■	93	A

1. H.R. 2, Fair Minimum Wage Act of 2007
2. H.R. 800, Employee Free Choice Act of 2007
3. S. Con. Res. 21, 2008 Congressional Budget Resolution
4. H.R. 2669, College Cost Reduction and Access Act
5. H.R. 976, Children's Health Insurance Program Reauthorization Act of 2007
6. H.R. 3043, Depts. of Labor, HHS and Education Appropriations Act, 2008
7. H.R. 3996, Tax Increase Prevention Act of 2007
8. H.R. 1429, Head Start for School Readiness Act

9. H.R. 1227, Gulf Cost Hurricane Housing Recovery Act of 2007
10. H.R. 1851, Capito Amendment to H.R. 1851
11. H.R. 1851, Section 8 Voucher Reform Act of 2007 (SEVRA)
12. H.R. 2831, Lilly Ledbetter Fair Pay Act of 2007
13. H.R. 2895, National Affordable Housing Trust Fund Act of 2007
14. H.R. 3920, Trade and Globalization Act of 2007
15. H.R. 1593, Second Chance Act of 2007

	District	Party	1	2	3	4	5	6	7	8	9	10	11	12	13	14	15	Score	Grade
NEW JERSEY																			
Robert Andrews	1	D	■	■	■	■	■	■	■	■	■	■	■	■	■	■	■	100	A+
Frank LoBiondo	2	R	■	■	□	■	■	■	□	■	■	□	■	□	■	■	■	73	B
Jim Saxton	3	R	■	■	□	■	□	□	□	■	■	□	■	□	■	■	–	57	C
Christopher Smith	4	R	■	■	□	■	■	■	□	■	■	□	■	□	■	■	■	73	B
Scott Garrett	5	R	□	□	□	□	□	□	□	□	□	□	□	□	□	□	□	0	F-
Frank Pallone, Jr.	6	D	■	■	■	–	■	■	■	■	■	■	■	■	■	■	■	100	A+
Michael Ferguson	7	R	■	■	□	■	■	■	□	■	■	□	■	□	■	■	■	73	B
Bill Pascrell	8	D	■	■	■	■	■	■	■	■	■	■	■	■	■	■	■	100	A+
Steven Rothman	9	D	■	■	■	■	■	■	■	■	■	■	■	■	■	■	■	100	A+
Donald Payne	10	D	■	■	■	■	■	■	■	■	■	■	■	■	■	■	■	100	A+
Rodney Frelinghuysen	11	R	■	□	□	■	□	■	□	■	■	□	■	□	■	□	■	53	C
Rush Holt	12	D	■	■	■	■	■	■	■	■	■	■	■	■	■	■	■	100	A+
Albio Sires	13	D	■	■	■	■	■	■	■	■	■	■	■	■	■	■	■	100	A+
NEW MEXICO																			
Heather Wilson	1	R	■	□	□	■	■	■	□	■	■	□	■	□	■	□	■	60	B
Steve Pearce	2	R	□	□	□	–	□	□	□	■	□	□	■	□	□	□	■	21	D
Tom Udall	3	D	■	■	■	■	■	■	■	■	■	■	■	■	■	■	■	100	A+
NEW YORK																			
Timothy Bishop	1	D	■	■	■	■	■	■	■	■	■	■	■	■	■	■	■	100	A+
Steve Israel	2	D	■	■	■	■	■	■	–	■	■	■	■	■	■	■	■	100	A+
Pete King	3	R	■	■	□	■	–	□	□	■	■	□	■	□	■	■	■	64	B
Carolyn McCarthy	4	D	■	■	■	■	■	■	–	■	■	■	■	■	■	■	■	100	A+
Gary Ackerman	5	D	■	■	■	■	■	■	■	■	■	■	■	■	■	■	■	100	A+
Gregory Meeks	6	D	■	■	■	■	■	■	■	■	■	■	■	■	■	■	■	100	A+
Joseph Crowley	7	D	■	■	■	■	■	■	■	■	■	■	■	■	■	■	■	100	A+
Jerrold Nadler	8	D	■	■	■	■	■	■	■	■	■	■	■	■	■	■	■	100	A+
Anthony Weiner	9	D	■	■	■	■	■	■	■	■	■	■	■	■	■	■	■	100	A+
Edolphus Towns	10	D	■	■	■	■	■	■	■	■	■	■	■	■	■	■	■	100	A+
Yvette Clarke	11	D	■	■	■	■	■	■	■	■	■	■	■	–	■	■	■	100	A+
Nydia Velazquez	12	D	■	■	■	■	■	■	■	■	■	■	■	■	■	■	■	100	A+

The House Votes

- Voted to fight poverty
- Voted against fighting poverty
- Did not vote

	District	Party	1	2	3	4	5	6	7	8	9	10	11	12	13	14	15	Score	Grade
NEW YORK CONTINUED																			
Vito Fossella	13	R	■	■	□	■	■	□	□	■	□	□	■	□	□	■	□	47	C
Carolyn Maloney	14	D	■	–	■	■	■	■	■	■	■	■	■	■	–	■	■	100	A+
Charles Rangel	15	D	■	■	■	■	■	■	■	■	■	■	■	■	■	■	■	100	A+
José Serrano	16	D	■	■	■	■	■	■	■	■	■	■	■	■	■	■	■	100	A+
Eliot Engel	17	D	■	■	–	■	■	■	■	■	■	■	■	■	■	■	■	100	A+
Nita Lowey	18	D	■	■	■	■	■	■	■	■	■	■	■	■	■	■	■	100	A+
John Hall	19	D	■	■	■	■	■	■	■	■	■	□	■	■	■	■	■	93	A
Kirsten Gillibrand	20	D	■	■	■	■	■	■	■	■	■	□	■	■	■	■	■	93	A
Michael McNulty	21	D	■	■	■	■	■	■	■	■	■	■	■	■	■	■	■	100	A+
Maurice Hinchey	22	D	■	■	■	■	■	■	■	■	■	■	■	■	■	■	–	100	A+
John McHugh	23	R	■	■	□	■	■	■	□	■	■	□	■	□	■	■	■	73	B
Michael Arcuri	24	D	■	■	■	■	■	■	■	■	■	■	■	■	■	■	■	100	A+
Jim Walsh	25	R	■	■	□	–	■	■	□	■	■	□	■	□	□	■	■	64	B
Thomas Reynolds	26	R	□	□	□	–	□	■	□	■	■	□	■	□	□	■	■	43	C
Brian Higgins	27	D	■	■	■	■	■	■	■	■	■	■	■	■	■	■	■	100	A+
Louise Slaughter	28	D	■	■	■	■	■	■	■	■	■	–	–	■	■	■	■	100	A+
Randy Kuhl	29	R	■	□	□	■	□	□	□	■	■	□	■	□	■	■	■	53	C
NORTH CAROLINA																			
G.K. Butterfield	1	D	■	■	■	■	■	■	■	■	■	■	■	■	■	■	■	100	A+
Bob Etheridge	2	D	■	■	■	■	■	■	■	■	■	■	■	■	■	■	■	100	A+
Walter Jones	3	R	■	□	□	■	□	□	–	■	■	□	■	□	□	□	■	43	C
David Price	4	D	■	■	■	■	■	■	■	■	■	■	■	■	■	■	■	100	A+
Virginia Foxx	5	R	□	□	□	□	□	□	□	□	□	□	□	□	□	□	□	0	F-
Howard Coble	6	R	□	□	□	□	□	□	□	□	□	□	□	□	□	□	■	17	F
Mike McIntyre	7	D	■	■	■	■	■	■	■	■	■	□	■	■	■	■	■	93	A
Robin Hayes	8	R	■	□	□	■	□	■	□	■	■	□	■	□	■	■	■	60	B
Sue Myrick	9	R	□	□	□	□	□	□	□	■	□	□	■	□	□	□	■	20	D
Patrick McHenry	10	R	□	□	□	□	□	□	□	□	□	□	□	□	□	■	□	7	F
Heath Shuler	11	D	■	■	□	■	■	■	■	■	■	□	■	■	■	■	■	87	A
Mel Watt	12	D	■	■	■	■	■	■	■	■	■	■	■	■	■	■	■	100	A+

1. H.R. 2, Fair Minimum Wage Act of 2007
2. H.R. 800, Employee Free Choice Act of 2007
3. S. Con. Res. 21, 2008 Congressional Budget Resolution
4. H.R. 2669, College Cost Reduction and Access Act
5. H.R. 976, Children's Health Insurance Program Reauthorization Act of 2007
6. H.R. 3043, Depts. of Labor, HHS and Education Appropriations Act, 2008
7. H.R. 3996, Tax Increase Prevention Act of 2007
8. H.R. 1429, Head Start for School Readiness Act

9. H.R. 1227, Gulf Cost Hurricane Housing Recovery Act of 2007
10. H.R. 1851, Capito Amendment to H.R. 1851
11. H.R. 1851, Section 8 Voucher Reform Act of 2007 (SEVRA)
12. H.R. 2831, Lilly Ledbetter Fair Pay Act of 2007
13. H.R. 2895, National Affordable Housing Trust Fund Act of 2007
14. H.R. 3920, Trade and Globalization Act of 2007
15. H.R. 1593, Second Chance Act of 2007

	District	Party	1	2	3	4	5	6	7	8	9	10	11	12	13	14	15	Score	Grade
NORTH CAROLINA CONTINUED																			
Brad Miller	13	D	■	■	■	■	■	■	■	■	■	■	■	■	■	■	■	100	A+
NORTH DAKOTA																			
Earl Pomeroy		D	■	■	■	■	■	■	■	■	■	■	■	■	■	■	■	100	A+
OHIO																			
Steve Chabot	1	R	□	□	□	□	□	□	□	□	□	□	□	□	□	□	■	13	F
Jean Schmidt	2	R	■	□	□	□	□	□	□	■	□	□	■	□	□	□	■	27	D
Michael Turner	3	R	■	□	□	■	■	■	□	■	□	□	■	□	■	■	■	60	B
Jim Jordan	4	R	□	□	□	□	□	□	□	□	□	□	□	□	□	□	■	17	F
Robert Latta	5	R																N/R	
Charles Wilson	6	D	■	■	■	■	■	■	■	■	■	□	■	■	-	-	■	92	A
David Hobson	7	R	□	□	□	■	■	□	-	■	■	□	■	□	□	□	■	43	C
John Boehner	8	R	□	□	□	□	□	□	□	■	□	□	□	□	□	□	□	7	F
Marcy Kaptur	9	D	■	■	■	■	■	■	■	■	■	■	■	■	■	■	■	100	A+
Dennis Kucinich	10	D	■	■	□	■	-	■	■	■	■	■	■	■	■	■	■	93	A
Stephanie Tubbs Jones	11	D	■	■	-	-	■	■	■	■	■	■	■	■	■	■	■	100	A+
Pat Tiberi	12	R	□	□	□	■	■	□	□	■	□	□	■	□	□	□	■	33	D
Betty Sutton	13	D	■	■	■	■	■	■	■	■	■	■	■	■	■	■	■	100	A+
Steven LaTourette	14	R	■	■	□	■	■	■	□	■	■	□	■	□	■	■	■	73	B
Deborah Pryce	15	R	■	□	□	■	■	■	□	■	■	□	■	□	□	□	-	50	C
Ralph Regula	16	R	■	□	□	■	■	■	□	■	■	□	■	□	■	□	□	53	C
Tim Ryan	17	D	■	■	■	■	■	■	■	■	■	■	■	■	■	■	■	100	A+
Zachary Space	18	D	■	■	■	■	■	■	■	■	■	□	■	■	■	■	■	93	A
OKLAHOMA																			
John Sullivan	1	R	□	□	□	-	□	□	□	■	□	□	□	□	□	□	□	7	F
Dan Boren	2	D	■	□	□	■	■	■	-	■	■	□	■	□	-	■	■	69	B
Frank Lucas	3	R	□	□	□	■	□	□	□	■	□	□	■	□	□	□	■	27	D
Tom Cole	4	R	□	□	□	■	□	□	□	■	□	□	■	□	□	□	■	27	D
Mary Fallin	5	R	□	□	□	■	□	□	□	■	□	□	■	□	□	□	■	27	D
OREGON																			
David Wu	1	D	■	■	■	■	■	■	■	■	■	■	■	■	■	■	■	100	A+

The House Votes

- Voted to fight poverty
- Voted against fighting poverty
- Did not vote

	District	Party	1	2	3	4	5	6	7	8	9	10	11	12	13	14	15	Score	Grade
OREGON CONTINUED																			
Greg Walden	2	R	■	□	□	■	□	■	□	■	■	□	■	□	■	□	■	53	C
Earl Blumenauer	3	D	■	■	■	■	■	■	■	■	■	■	■	■	■	■	■	100	A+
Peter DeFazio	4	D	■	■	■	■	■	■	■	■	■	■	■	■	■	■	■	100	A+
Darlene Hooley	5	D	■	■	■	–	■	■	■	■	■	■	–	■	■	■	■	100	A+
PENNSYLVANIA																			
Robert Brady	1	D	■	■	■	■	■	■	■	■	■	■	■	■	■	■	■	100	A+
Chaka Fattah	2	D	■	■	■	■	■	■	■	■	■	■	■	■	■	■	■	100	A+
Phil English	3	R	■	□	□	■	■	■	□	■	■	□	■	□	■	■	■	67	B
Jason Altmire	4	D	■	■	■	■	■	■	■	■	■	□	■	■	■	■	■	93	A
John Peterson	5	R	■	□	□	■	□	■	□	■	□	□	■	□	–	□	■	43	C
Jim Gerlach	6	R	■	□	□	■	■	■	□	■	■	□	■	□	■	■	■	67	B
Joe Sestak	7	D	■	■	■	■	■	■	■	■	■	■	■	■	■	■	■	100	A+
Patrick Murphy	8	D	■	■	□	■	■	■	■	■	■	□	□	■	■	■	■	80	A
Bill Shuster	9	R	□	□	□	■	□	□	□	■	□	□	–	□	–	□	■	23	D
Christopher Carney	10	D	■	■	■	■	■	■	■	■	■	□	■	■	■	■	■	93	A
Paul Kanjorski	11	D	■	■	■	■	■	■	■	■	–	□	■	■	■	■	■	93	A
John Murtha	12	D	■	■	■	■	■	■	■	■	■	■	■	■	■	■	■	100	A+
Allyson Schwartz	13	D	■	■	■	■	■	■	■	■	■	■	□	■	■	■	■	93	A
Mike Doyle	14	D	■	■	■	–	■	–	■	–	■	■	■	■	■	■	–	100	A+
Charles Dent	15	R	■	□	□	■	■	■	□	■	■	□	■	□	■	■	■	67	B
Joseph Pitts	16	R	□	□	□	□	□	□	□	■	□	□	□	□	□	□	■	13	F
Tim Holden	17	D	■	■	■	–	■	■	■	■	■	□	■	■	■	■	■	93	A
Tim Murphy	18	R	■	■	□	■	■	■	□	■	■	□	■	□	■	■	■	73	B
Todd Platts	19	R	■	□	□	■	■	■	□	–	■	□	■	□	■	□	■	57	C
RHODE ISLAND																			
Patrick Kennedy	1	D	■	■	■	■	■	■	■	■	■	■	■	■	■	■	■	100	A+
Jim Langevin	2	D	■	■	■	■	■	■	■	■	■	■	■	■	■	■	■	100	A+
SOUTH CAROLINA																			
Henry Brown	1	R	□	□	□	■	□	□	□	■	□	□	■	□	□	□	■	27	D
Joe Wilson	2	R	□	□	□	□	□	□	□	■	□	□	□	□	□	□	□	7	F

1. H.R. 2, Fair Minimum Wage Act of 2007
2. H.R. 800, Employee Free Choice Act of 2007
3. S. Con. Res. 21, 2008 Congressional Budget Resolution
4. H.R. 2669, College Cost Reduction and Access Act
5. H.R. 976, Children's Health Insurance Program Reauthorization Act of 2007
6. H.R. 3043, Depts. of Labor, HHS and Education Appropriations Act, 2008
7. H.R. 3996, Tax Increase Prevention Act of 2007
8. H.R. 1429, Head Start for School Readiness Act

9. H.R. 1227, Gulf Cost Hurricane Housing Recovery Act of 2007
10. H.R. 1851, Capito Amendment to H.R. 1851
11. H.R. 1851, Section 8 Voucher Reform Act of 2007 (SEVRA)
12. H.R. 2831, Lilly Ledbetter Fair Pay Act of 2007
13. H.R. 2895, National Affordable Housing Trust Fund Act of 2007
14. H.R. 3920, Trade and Globalization Act of 2007
15. H.R. 1593, Second Chance Act of 2007

	District	Party	1	2	3	4	5	6	7	8	9	10	11	12	13	14	15	Score	Grade
SOUTH CAROLINA CONTINUED																			
J. Gresham Barrett	3	R	□	□	□	–	□	□	□	□	□	□	□	□	□	□	□	0	F-
Bob Inglis	4	R	□	□	□	■	□	□	□	□	□	□	□	□	□	□	■	13	F
John Spratt	5	D	■	■	■	■	■	■	■	■	■	■	■	■	■	■	■	100	A+
James Clyburn	6	D	■	■	■	■	■	■	■	■	■	■	■	■	■	■	■	100	A+
SOUTH DAKOTA																			
Stephanie Herseth Sandlin		D	■	■	■	■	■	■	■	■	■	□	■	■	■	■	■	93	A
TENNESSEE																			
David Davis	1	R	□	□	□	□	□	□	□	■	□	□	□	□	□	□	□	7	F
John Duncan, Jr.	2	R	■	□	□	□	□	□	□	□	□	□	□	□	□	□	□	7	F
Zach Wamp	3	R	■	□	□	□	□	□	□	■	□	□	□	□	□	□	□	13	F
Lincoln Davis	4	D	■	■	■	■	■	■	–	■	■	□	■	■	■	■	■	93	A
Jim Cooper	5	D	■	■	■	■	■	■	□	■	■	■	■	■	–	■	■	93	A
Bart Gordon	6	D	■	■	■	■	■	■	■	■	■	□	■	■	■	■	■	93	A
Marsha Blackburn	7	R	□	□	□	□	□	□	□	■	□	□	□	–	□	□	□	7	F
John Tanner	8	D	■	■	■	■	■	■	■	■	■	□	■	■	■	■	■	93	A
Steve Cohen	9	D	■	■	■	■	■	■	■	■	■	■	■	■	■	■	■	100	A+
TEXAS																			
Louie Gohmert	1	R	□	□	□	■	□	□	□	■	□	□	□	□	□	□	□	13	F
Ted Poe	2	R	■	–	□	□	□	□	□	□	■	□	□	□	□	□	□	14	F
Sam Johnson	3	R	□	□	□	–	□	□	□	□	□	□	□	–	□	□	□	0	F-
Ralph Hall	4	R	□	□	□	□	□	□	□	■	□	□	■	□	□	□	□	13	F
Jeb Hensarling	5	R	□	□	□	□	□	□	□	□	□	□	□	□	□	–	□	0	F-
Joe Barton	6	R	□	□	□	□	□	□	□	■	□	□	■	□	□	□	■	20	D
John Culberson	7	R	□	□	□	□	□	□	□	□	□	□	□	□	□	□	□	0	F-
Kevin Brady	8	R	□	□	□	□	□	□	□	■	■	□	□	□	□	□	■	20	D
Al Green	9	D	■	■	■	■	■	■	■	■	■	■	■	■	■	■	■	100	A+
Michael McCaul	10	R	□	□	□	■	□	□	□	■	■	□	■	□	□	□	■	33	D
Mike Conaway	11	R	□	□	□	□	□	□	□	■	□	□	□	□	□	□	□	7	F
Kay Granger	12	R	□	□	□	–	□	□	□	■	□	□	■	□	□	□	■	21	D
Mac Thornberry	13	R	□	□	□	□	□	□	□	■	□	□	□	□	□	□	□	7	F

The House Votes

- Voted to fight poverty
- Voted against fighting poverty
- Did not vote

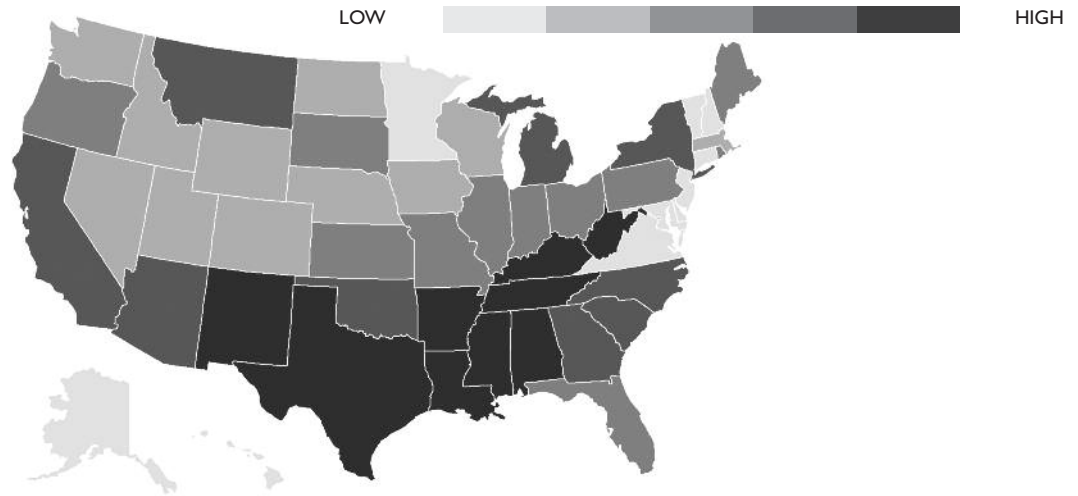
	District	Party	1	2	3	4	5	6	7	8	9	10	11	12	13	14	15	Score	Grade
TEXAS CONTINUED																			
Ron Paul	14	R																N/R	
Rubén Hinojosa	15	D	■	■	■	■	■	■	■	■	■	■	■	■	■	■	■	100	A+
Silvestre Reyes	16	D	■	■	■	■	■	■	■	■	■	■	■	■	■	■	■	100	A+
Chet Edwards	17	D	■	■	■	■	■	■	■	■	■	■	■	■	■	■	■	100	A+
Sheila Jackson Lee	18	D	■	■	■	■	■	■	■	■	■	■	■	■	■	■	■	100	A+
Randy Neugebauer	19	R	□	□	□	□	□	□	□	□	□	□	□	□	□	□	□	0	F-
Charlie Gonzalez	20	D	■	■	■	■	■	■	■	■	■	■	■	■	■	■	■	100	A+
Lamar Smith	21	R	■	□	□	–	□	□	□	■	□	□	■	□	□	□	■	29	D
Nick Lampson	22	D	■	■	■	■	■	■	□	■	■	□	■	□	■	□	■	73	B
Ciro Rodriguez	23	D	■	■	■	■	■	■	■	■	■	■	■	■	■	■	■	100	A+
Kenny Marchant	24	R	■	□	□	□	□	□	–	□	□	□	■	□	□	□	□	14	F
Lloyd Doggett	25	D	■	■	■	■	■	■	■	■	■	■	■	■	■	■	■	100	A+
Michael Burgess	26	R	□	□	□	□	□	□	□	■	■	□	■	□	□	□	■	27	D
Solomon Ortiz	27	D	■	■	■	■	■	■	■	■	■	■	■	■	■	■	■	100	A+
Henry Cuellar	28	D	■	■	■	■	■	■	■	■	■	■	■	■	■	■	■	100	A+
Gene Green	29	D	■	■	■	–	■	■	■	■	■	■	■	■	■	■	■	100	A+
Eddie Bernice Johnson	30	D	■	■	■	■	–	■	■	■	–	■	■	■	–	■	■	100	A+
John Carter	31	R	□	□	□	–	□	□	□	■	□	□	□	□	□	□	□	7	F
Pete Sessions	32	R	□	□	□	□	□	□	□	–	□	□	□	□	□	□	■	7	F
UTAH																			
Rob Bishop	1	R	□	□	□	□	□	□	–	■	□	□	■	□	□	□	■	21	D
Jim Matheson	2	D	■	■	□	■	■	■	□	■	■	□	■	■	■	■	■	80	A
Chris Cannon	3	R	□	□	□	□	□	□	□	■	□	□	□	□	□	□	■	13	F
VERMONT																			
Peter Welch		D	■	■	■	■	■	■	■	■	■	■	■	■	■	■	■	100	A+
VIRGINIA																			
Robert Wittman	1	R																N/R	
Thelma Drake	2	R	□	□	□	□	□	□	□	■	□	□	■	□	□	□	■	20	D
Robert Scott	3	D	■	■	■	■	■	■	■	■	■	■	■	■	■	■	■	100	A+
J. Randy Forbes	4	R	■	□	□	■	□	□	□	■	□	□	■	□	□	□	■	33	D

1. H.R. 2, Fair Minimum Wage Act of 2007
2. H.R. 800, Employee Free Choice Act of 2007
3. S. Con. Res. 21, 2008 Congressional Budget Resolution
4. H.R. 2669, College Cost Reduction and Access Act
5. H.R. 976, Children's Health Insurance Program Reauthorization Act of 2007
6. H.R. 3043, Depts. of Labor, HHS and Education Appropriations Act, 2008
7. H.R. 3996, Tax Increase Prevention Act of 2007
8. H.R. 1429, Head Start for School Readiness Act

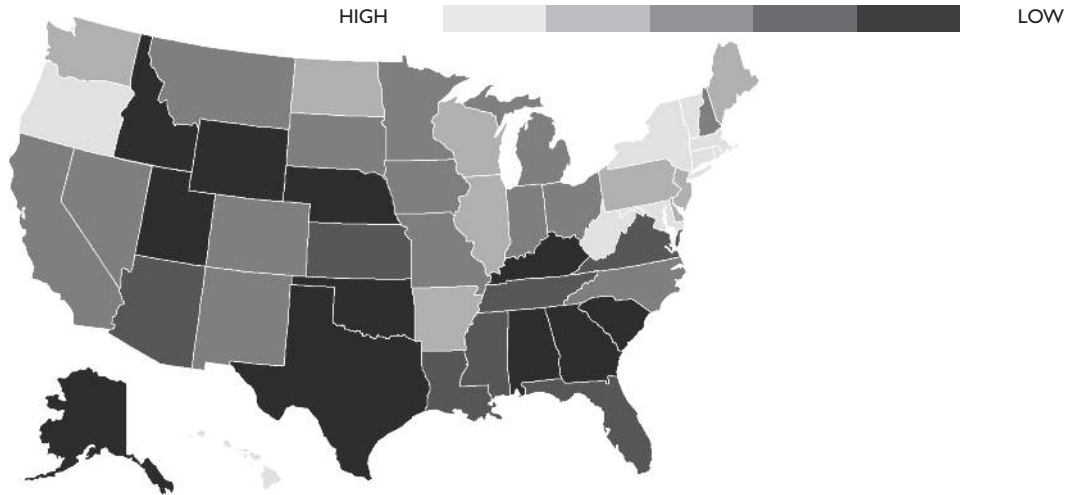
9. H.R. 1227, Gulf Cost Hurricane Housing Recovery Act of 2007
10. H.R. 1851, Capito Amendment to H.R. 1851
11. H.R. 1851, Section 8 Voucher Reform Act of 2007 (SEVRA)
12. H.R. 2831, Lilly Ledbetter Fair Pay Act of 2007
13. H.R. 2895, National Affordable Housing Trust Fund Act of 2007
14. H.R. 3920, Trade and Globalization Act of 2007
15. H.R. 1593, Second Chance Act of 2007

	District	Party	1	2	3	4	5	6	7	8	9	10	11	12	13	14	15	Score	Grade
VIRGINIA CONTINUED																			
Virgil Goode	5	R	■	□	□	□	□	□	□	■	□	□	□	□	□	■	□	20	D
Bob Goodlatte	6	R	■	□	□	□	□	□	□	■	□	□	□	□	□	□	□	13	F
Eric Cantor	7	R	□	□	□	□	□	□	□	■	□	□	□	□	□	□	■	13	F
Jim Moran	8	D	■	■	■	■	■	■	■	■	■	■	■	■	■	■	■	100	A+
Rick Boucher	9	D	■	■	■	■	■	■	■	■	■	■	■	■	■	■	■	100	A+
Frank Wolf	10	R	■	□	□	■	■	■	□	■	■	□	■	□	□	□	–	50	C
Tom Davis	11	R	□	□	□	■	■	□	□	–	■	□	■	□	■	□	–	38	D
WASHINGTON																			
Jay Inslee	1	D	■	–	■	■	■	■	■	■	■	■	■	■	■	■	■	100	A+
Rick Larsen	2	D	■	■	■	■	■	■	■	■	■	■	■	■	■	■	■	100	A+
Brian Baird	3	D	■	■	–	■	■	■	■	■	■	■	■	■	■	■	■	100	A+
Doc Hastings	4	R	□	–	□	□	□	□	□	■	□	□	□	□	□	□	□	7	F
Cathy McMorris Rodgers	5	R	□	□	–	□	■	□	□	■	■	□	■	□	□	□	■	36	D
Norman Dicks	6	D	■	■	■	–	■	■	■	■	■	■	■	■	■	■	■	100	A+
Jim McDermott	7	D	■	■	■	–	■	■	■	■	■	■	■	■	■	■	■	100	A+
Dave Reichert	8	R	■	□	□	–	■	■	□	■	■	□	■	□	–	□	■	54	C
Adam Smith	9	D	■	■	■	■	■	■	■	■	■	■	■	■	■	■	■	100	A+
WEST VIRGINIA																			
Alan Mollohan	1	D	■	■	■	■	■	■	■	■	■	■	■	■	■	■	■	100	A+
Shelley Capito	2	R	■	□	□	■	■	■	□	■	■	□	■	□	■	■	■	67	B
Nick Rahall	3	D	■	■	■	■	■	■	■	■	■	■	■	■	■	■	■	100	A+
WISCONSIN																			
Paul Ryan	1	R	□	□	□	□	□	□	□	■	□	□	□	□	□	–	□	7	F
Tammy Baldwin	2	D	■	■	■	■	■	■	■	■	■	■	■	■	■	■	■	100	A+
Ron Kind	3	D	■	■	■	■	■	■	■	■	■	■	■	■	■	■	■	100	A+
Gwen Moore	4	D	■	■	■	■	■	■	■	■	■	■	■	■	■	■	■	100	A+
F. James Sensenbrenner	5	R	□	□	□	□	□	□	□	■	□	□	□	□	□	□	■	13	F
Thomas Petri	6	R	■	□	□	■	■	□	□	■	□	□	□	□	□	■	■	40	C
David Obey	7	D	■	■	■	■	■	■	■	■	■	■	■	■	■	■	■	100	A+
Steve Kagen	8	D	■	■	■	■	■	■	■	■	■	■	■	■	■	■	■	100	A+
WYOMING																			
Barbara Cubin		R																	N/R

State Poverty Rates



Average Rank of Congressional Delegation



These maps show the correlation between the performance of a state's Congressional delegation in fighting poverty and the poverty rate in that state. The first map depicts states' 2006 poverty rates. States with the highest poverty rates are shaded the darkest and states with the lowest poverty rates are shaded the lightest. The second map depicts the average score of each state's Congressional delegation in fighting poverty. The states whose Congressional delegations have the lowest average scores in fighting poverty are

shaded the darkest and the states whose delegations have the highest scores are shaded the lightest.

Many states with high percentages of people in poverty have Congressional delegations that, on average, have performed poorly in fighting poverty—notably Texas, Mississippi, Oklahoma, Alabama, Kentucky, Louisiana, and South Carolina. Fewer Congressional delegations from states with high percentages of people in poverty have, on average, performed well in fighting poverty—notably New York, West Virginia, Arkansas, and New Mexico.

Glossary

Appropriations—The provision of funds, through an annual appropriations act or a permanent law, for federal agencies to make payments out of the Treasury for specified purposes, is referred to as “appropriations.”¹ The formal federal spending process consists of two sequential steps: authorization and appropriation.²

Cloture, Motion to Invoke—Cloture is the only procedure by which the Senate can vote to place a time limit on consideration of a bill or other matter and thereby overcome a filibuster.³ Under the cloture rule (Rule XXII), the Senate may limit consideration of a pending matter to 30 additional hours, but only by a vote of three-fifths of the full Senate, normally 60 votes.⁴ The 30 additional hours of debate are rarely used.⁵ If cloture fails, debate would continue without limits.⁶ Instead the bill is usually set aside.⁷

Concurrent Resolution—A concurrent resolution, called “H. Con. Res.” in the House or “S. Con. Res.” in the Senate, must be adopted by both houses but is not sent to the President for his

signature and does not have the force of law.⁸ Concurrent resolutions express the “sense” of Congress on various issues and serve as the vehicle for coordinated decisions between the two houses on the federal budget under the 1974 Congressional Budget and Impoundment Control Act.⁹

Conference Report—The compromise product negotiated by a conference committee is called a “conference report.”¹⁰ The conference committee is a temporary, ad hoc panel composed of House and Senate conferees for the purpose of reconciling differences in legislation that has passed both chambers.¹¹ Conference committees are usually convened to resolve bicameral differences on major and controversial legislation.¹² The conference report is submitted to each chamber for its consideration, such as approval or disapproval.¹³

Germane/Germaneness—Being pertinent to the subject matter of a measure at hand is “to be germane to” or “germaneness.”¹⁴ All House amendments must be germane to the bill being considered.¹⁵ The Senate requires that proposed amendments be germane to general appropriation bills, to bills being considered once cloture has been adopted, or frequently when proceeding under a unanimous consent agreement placing a time limit on the consideration of a bill.¹⁶ The 1974 budget act requires that amendments to concurrent budget resolutions be germane.¹⁷ A Motion to Waive the Germaneness Requirement of the Congressional Budget Act, if adopted, temporarily sets aside the germaneness provision of the budget act.¹⁸ Without a waiver, the provision would cause the pending amendment to fall on a point of order.¹⁹ With a waiver, the amendment may be considered even though it violates the Congressional Budget Act.²⁰ A minimum of 60 votes are required for adoption of the waiver.²¹

Motion—A request by a member to institute any of a wide array of parliamentary actions is called a “motion.”²² The member “moves” for a certain procedure, such as the consideration of a measure.²³

Table, Motion to—A member may move to table any pending question.²⁴ The motion is not debatable and agreement to the motion is equivalent to defeating the question tabled.²⁵ The motion is used to dispose quickly of questions that the Senate or House does not wish to consider further.²⁶

Veto—The procedure established under the Constitution by which the President refuses to approve a bill or joint resolution is called “veto.”²⁷ The President usually returns a vetoed bill with a message indicating his reasons for rejecting the measure.²⁸ The veto can be overridden only by a two-thirds vote in both the Senate and the House.²⁹

Veto Override—An override is the vote taken to pass a bill again after the President vetoes it.³⁰ An override takes a two-thirds vote in each chamber, or 290 in the House and 67 in the Senate, if all are present and voting.³¹ If the veto is overridden, the bill becomes law despite the objection of the President.³² Historically, Congress has overridden fewer than 10 percent of all presidential vetoes.³³

¹United States Senate, *Glossary*, http://www.senate.gov/reference/glossary_term/appropriation.htm (accessed Jan. 21, 2008) [hereinafter *Senate Glossary*].

²*Id.*

³*Id.*

⁴*Id.*

⁵See C-Span, *C-Span Congressional Glossary*, <http://www.c-span.org/guide/congress/glossary/mowaive.htm> (accessed Jan. 22, 2008) [hereinafter *C-Span Glossary*].

⁶*Id.*

⁷*Id.*

⁸TheCapitol.net, *Glossary of Congressional Terms*, <http://www.thecapitol.net/glossary/c.htm#Comcurrent%20Resolution> (accessed Jan. 22, 2008) [hereinafter *TheCapitol.net Glossary*].

⁹*Id.*

¹⁰*Senate Glossary*, *supra* note 1

¹¹*Id.*

¹²*Id.*

¹³*Id.*

¹⁴*TheCapitol.net Glossary*, *supra* note 8.

¹⁵*Id.*

¹⁶*Id.*

¹⁷*Id.*

¹⁸*C-Span Glossary*, *supra* note 5.

¹⁹*See id.*

²⁰*See id.*

²¹*See id.*

²²*TheCapitol.net Glossary*, *supra* note 8.

²³*Id.*

²⁴*Id.*

²⁵*Id.*

²⁶*Id.*

²⁷*Senate Glossary*, *supra* note 1.

²⁸*Id.*

²⁹*Id.*

³⁰*C-Span Glossary*, *supra* note 5.

³¹*Id.*

³²*Id.*

³³*Senate Glossary*, *supra* note 1.





Sargent Shriver National Center on Poverty Law

The Sargent Shriver National Center on Poverty Law is a national law and policy center that takes action to end poverty through policy development, communications, and diverse advocacy strategies.

Sargent Shriver National Center on Poverty Law
50 East Washington Street
Suite 500
Chicago, IL 60602
312.263.3830
www.povertylaw.org

Media inquiries should be directed to
Joanna VanderWoude
219.644.8216
jvanderwoude@povertylaw.org

All other inquiries should be directed to
Dan Lesser
danlesser@povertylaw.org